


PERPUSTAKAAN HAMZAH SENDUT 2

# PHS&U

Connecting Library with APEX Community

# CORONAVIRUS



## ISSUE

The COVID-19 is rewriting the rules of engagement for interactions. It has changed everything in our lives, including the way we live, work and interacting with each other. Social distancing, wearing face masks, hand-washing with soap, staying indoors and avoiding crowded places are becoming the norm. The pandemic has caused the closure of public spaces including libraries. During this closure, e-resources received renewed interest. Even with the reopening of libraries in the second phase and now we are in the third phase of the COVID-19, physical resources sometimes become unavailable or the availability is limited and the need for accessing and using e-resources may become higher. Electronic resources (or e-resources) as we know are referring to materials in digital format accessible electronically. Examples of e-resources are electronic journals (e-journal), electronic books (e-book), online databases in varied digital formats and more. Usually it is accessible on campus or remote access to e-resources off-campus via the library proxy service and as for Universiti Sains Malaysia (USM) it is accessible via Open Athens. E-resources are now an integral part of the collections. Being one of the academic libraries, Perpustakaan Hamzah Sendut (PHS) offers various e-resources both purchased and developed in-house and they are accessible from the Library web page.

## **EDITORIAL BOARD**

**Corporate Communication Division, PHS**

**Tel: 04-653 6319/3710/3706/3018**

**Email:** arinawati@usm.my  
intanharyati@usm.my  
syaufiq@usm.my



[www.facebook.com/phsusm](http://www.facebook.com/phsusm)



[www.instagram.com/phsusm](http://www.instagram.com/phsusm)



**1** Sesi Perkongsian Maklumat Kepada Bakal Pelajar Baharu Mod Kerja Kursus dan Campuran - Tempatan dan Antarabangsa (Orientasi) **(8/3/2021)**

**2** Taklimat kepada Pelajar Antarabangsa (Undergraduate) – IMCC **(15/3/2021)**

**3** Taklimat Perpustakaan bagi Pelajar Pusat Pengajian Ilmu Kemanusiaan **(26/3/2021)**



**4** Bahagian Malaysiana dan Arkib dan Bahagian Komunikasi Korporat — Program Siri Bicara Malaysiana : Variasi Keindahan Kesusasteraan, Siri 1: Sastera daripada Visual **(1/4/2021)**

**6** Bahagian Malaysiana dan Arkib Bahagian Komunikasi Korporat - Program Siri Bicara Malaysiana: Variasi Keindahan Kesusasteraan, Siri III: Pengalaman Lumayan Menerusi Penulisan Kreatif **(8/4/2021)**





# ZOOM IN 2021 Januari - Jun

**5** Bahagian Malaysiana dan Arkib  
Bahagian Komunikasi Korporat -  
Program Siri Bicara Malaysiana:  
Variasi Keindahan Kesusasteraan, Siri  
II: Kesusasteraan Kanak-kanak dan  
Remaja Membentuk Generasi Mu-  
da **(6/4/2021)**

**8** Program "Jom Baca Bersama  
Untuk 10 Minit" - Ulasan  
"Penerbitan Buku dan Hak Cipta"  
oleh Puan Nik Nurolaini Nik Mohd  
Isa (Ketua Pegawai Penerbitan,  
Penerbit USM) **(22/4/2021)**

**7** Mobile book lovers corner  
& Food Bank dan Outreach  
program, bertempat di Tekun  
**(9/4/2021)**

**9** Program "Jom Baca Bersama  
Untuk 10 Minit" – lintas langsung  
dengan Kerjasama Perbadanan  
Perpustakaan Awam Pulau Pinang dan  
Jawatankuasa UA KLBBC pada  
**(22/4/2021)**

KOLEKSI

# GERALD HAWKINS



Oleh:

Radia Banu Jan Mohamad, Siti Roudhah Mohamad Saad, Fujica Azura Fesal, Noor Azlinda Wan Jan

## KOLEKSI GERALD HAWKINS

**K**oleksi Gerald Hawkins ialah satu koleksi persendirian yang telah dihadihkan kepada Universiti Sains Malaysia oleh anak lelaki mendiang Gerald Hawkins. Koleksi ini mengandungi 3,500 buku, buku harian, risalah, fail peribadi, album-album berkenaan dengan pelbagai topik yang mempunyai nilai sejarah disamping novel-novel bercorak fiksiyen. Oleh kerana penderma telah meminta agar koleksi ini diletakkan berasingan daripada koleksi Perpustakaan yang lain, maka ianya telah diletakkan di Bahagian Malaysiana dan Arkib. Koleksi ini diberi taraf koleksi persendirian dan pinjaman adalah terhad, iaitu ianya cuma boleh digunakan di Bahagian ini sahaja. Koleksi ini dihadihkan kepada Universiti ini memandangkan adanya hubungan rapat beliau dengan Pulau Pinang.



Dilahirkan di England pada tahun 1891, Gerald Hawkins menyertai Perkhidmatan Awam Malaya pada tahun 1920 dan tugasnya yang pertama ialah di Pejabat Tanah, Pulau Pinang dan kemudian sebagai Pegawai Daerah di Balik Pulau, Pulau Pinang. Selepas itu beliau dilantik menjadi Setiausaha kepada Residen Selangor dan juga Residen Pahang, dimana namanya masih diingati kerana telah menyelamatkan nyawa penduduk semasa banjir besar di Kuala Lipis dalam tahun 1926. Sejurus kemudian beliau telah ditukarkan untuk bertugas sebagai Pegawai Daerah Tampin, Negeri Sembilan, selepas itu sebagai Pegawai 'Stamp & Probate' di Singapura dan akhir sekali sebagai Pengarah 'Cooperation for Malaya' di Kuala Lumpur.

Selepas Perang Dunia ke-2 beliau telah dilantik sebagai Setiausaha Pertahanan dan kemudian sebagai Penyelia Pilihanraya di Singapura. Kejayaannya di Singapura telah menyebabkan beliau mendapat menerima pelantikan yang sama di Malaya. Selepas beliau bersara daripada perkhidmatan kerajaan, beliau telah memegang jawatan Guru Besar di Sekolah Uplands di Bukit Bendera. Beliau juga berkhidmat sebagai Pengerusi 'Wages Council Commission' untuk Pelabuhan Pulau Pinang dan tahun 1960, sebagai ahli yang aktif dalam Persatuan Sejarah Pulau Pinang dan Malayan Nature Society cawangan Pulau Pinang. Beliau banyak menyumbang tenaga serta berjasa kepada masyarakat. Beliau akhirnya menjadi warganegara Malaysia dan terus tinggal di sini sehingga meninggal dunia pada tahun 1973 di Batu Feringhi, Pulau Pinang.

## KOLEKSI BUKU GERALD HAWKINS



Sebanyak 2,676 naskah koleksi buku beliau kebanyakannya adalah buku nadir dan tiada lagi di pasaran (out of print). Koleksi ini berkisar tentang agama dan kepercayaan, fakta dan sejarah Eropah serta Malaya. Bacaan santai pula terdiri daripada sejumlah besar novel-novel Bahasa Inggeris terutamanya daripada pengarang Agatha Christie serta karya hasil penulisan beliau sendiri.

## KOLEKSI DIARI PERSENDIRIAN GERALD HAWKINS

Diari Gerald Hawkins tercatat aktiviti harian beliau semasa bertugas juga sewaktu santai. Terdapat catitan tentang pembelajaran bahasa, individu yang ditemui dan berbagai perkara yang dialami oleh beliau. Diari atau jurnal harian Gerald Hawkins yang terdapat di dalam koleksi Perpustakaan ialah dari tahun berikut:

1943, 1951, 1954, 1955, 1958, 1959, 1963, 1965, 1966, 1967, 1968, 1969, 1970, 1971 & 1972



## KOLEKSI BUKU NOTA GERALD HAWKINS

Buku nota Gerald Hawkins mencatatkan tentang alamat orang-orang persendirian, kenalan, pegawai-pegawai kerajaan dan kamus Bahasa Melayu.

## ALBUM GAMBAR

Koleksi Foto daripada Gerald Hawkins merupakan koleksi foto aktiviti serta lawatan ke beberapa tempat yang beliau kunjungi sepanjang bertugas dan juga foto kehidupan bersama pasangannya selepas beliau bersara. Foto-foto ini memaparkan beberapa tempat dan peristiwa bersejarah di sekitar Malaya, Singapura dan luar negara.

Foto-foto ini akan diimbas dan dimasukkan ke dalam satu platform yang sedang disediakan dengan kerjasama Bahagian Sistem dan Teknologi Maklumat, Perpustakaan Hamzah Sendut, untuk pemeliharaan dan sebagai rekod peristiwa yang berlaku dalam tahun-tahun kehidupannya.



### Sumber:

1. Sakinah Embi, Gerald Hawkins dan Koleksinya. Jendela. Bil. 2, Jun 1986
2. Gerald Hawkins collection. <https://malysianaarchivesphs.wordpress.com/gerald-hawkins-collection/>
3. Indeks Buku Koleksi Gerald Hawkins. (*Unpublished*)



HOME

ABOUT

RESOURCES

PUBLICATION

SERVICES

Off Campus Log In Via OpenAthens | Log In to Your Account | Research Support Train  
| Research Data Management | Covid-19 Online Resources | Book Loan Request



# HAMZAH SEN CLEARANCE LET

Click Here!

KRISALIS

OPAC

DISCOVERY

REPOSITORY@USM


non-printed resources

CONTACT US

PPPJJ Links

Download Thesis Template

Article Request Service



**EX**™  
PERPUSTAKAAN  
LIBRARY. UINIBI LIFE MOODS

**OUT LIBRARY  
ER APPLICATION**

[www.lib.usm.my](http://www.lib.usm.my)

Perpustakaan Hamzah Sendut, Universiti Sains Malaysia menawarkan perkhidmatan pinjaman buku secara pandu lalu (drive thru) sebagai satu daripada kaedah pinjaman buku Perpustakaan untuk kemudahan pengguna Perpustakaan.

### **Garis Panduan Permohonan Pinjaman Buku Perpustakaan Secara Serahan Pandu Lalu**

- 1) Permohonan untuk perkhidmatan pinjaman buku secara pandu lalu (drive thru) perlu dibuat sekurang-kurangnya sehari sebelum pengguna datang ke Perpustakaan untuk pinjaman.
- 2) Perkhidmatan pinjaman buku secara pandu lalu (drive thru) terhad hanya untuk buku daripada Koleksi Terbuka (*Open Shelves Collection*) yang berstatus 'Available' daripada lokasi 'Perpustakaan Hamzah Sendut 1' sahaja.
- 3) Layari OPAC KRISALIS (<https://elib.usm.my/cgi-bin/koha/opac-main.pl>) untuk memulakan carian buku anda. Sila kenal pasti tajuk buku, nama pengarang dan nombor panggilan buku yang akan dipinjam.
- 4) Pengguna perlu mengisi borang permohonan perkhidmatan pinjaman buku secara pandu lalu dengan lengkap. (<https://forms.gle/71LoR6awfA1qJD5H8>)
- 5) Pengguna akan dihubungi untuk makluman jika buku pinjaman sudah sedia untuk diambil atau sebaliknya.
- 6) Pengguna perlu hadir sendiri ke Perpustakaan untuk tuntutan buku pinjaman. Jika pengguna gagal untuk hadir bagi membuat tuntutan buku pinjaman, buku berkenaan akan disimpan selama satu (1) hari sebelum disusun semula di rak.
- 7) Lokasi tuntutan buku pinjaman secara pandu lalu (drive thru) adalah *parking* Kafe Siswa bersebelahan dengan bangunan Perpustakaan Hamzah Sendut 1.

# **PERKHIDMATAN PINJAMAN BUKU PANDU LALU (RAK TERBUKA) PERPUSTAKAAN HAMZAH SENDUT 1**



# LIBRARY DESIGN POST COVID-19 PANDEMIC

By

Muhamad Firdaus bin Che Seman  
Assistant Librarian  
Information Access Division



## LIBRARY DESIGN POST COVID-19 PANDEMIC

If you're like many librarians, you've spent years making your library as inviting as possible — a place for your community to learn, connect, and recharge. Now, the COVID-19 pandemic has changed everything. You need to adapt your library design for a very different future. Do you have to start all over?

Actually, no. There are things you can do right away, with minimal investment, to ensure your environment is safe and welcoming in a post-pandemic world. Read below for sensible design solutions to help keep your patrons and staff safe.

### Start Your Library Design Plans with Spacing

Grab a tape measure and take a walk around your library floor. Can patrons easily pass through stacks and seating areas while maintaining six feet of separation? Are there pinch points where visitors can't help but bump into each other? At least in the short term, you might want to consider moving or removing some bookshelves to open up tight spaces.

Consider the placement of the rest of your furniture. Start by separating mobile tables and moving lounge furniture apart to create more distance between patrons. Can you find ways to rearrange to create smaller personal spaces? One way to create additional workspaces is to remove some chairs and place acrylic barriers across tables to separate patrons.

Then, take a look at your computer stations. Can you implement acrylic barriers between them or move computers to smaller tables in other areas to create more space? If your computer stations are currently set up in rows, consider moving them apart with personal carrels or spacing them out on work surfaces placed around the perimeter of the room.

### Review Your Traffic Flow



Next you should examine your traffic flow. Delineate one-way aisles to help patrons avoid each other in spaces that do not allow for six feet of social distancing. Put up freestanding signage, and mark the route on the floor with arrow floor clings. Keep in mind that habits can be hard to break, so at first, staff may have to remind patrons to follow the directional signage when entering an aisle or to wait a few minutes if they can't safely share the space with others.

If you have longer aisles in your library, consider removing a central 36-inch-wide section from any existing tall shelving.

If you can invest in some additional shelving units, consider mobile options to give you flexibility into the future.

If your library already has some mobile shelving, you'll find it really useful now as you reconfigure your space. Move it as needed to create, define, and clarify one-way traffic routes. Since mobile shelving is typically lower in height than static shelving, patrons will have a line of sight through the aisle that allows them to determine whether an aisle is clear of other library users before entering that space. You can also use mobile barriers such as whiteboards or traffic barriers to further define traffic routes.

### **Reroute Patrons at Your Circulation Desk**



In busy libraries, the area around the circulation desk tends to be the most crowded with patrons and staff. Floor decals will help you encourage safe distancing. Stick them six feet apart to separate visitors waiting to check out materials. Add health shields with pass-through windows to circulation desks to help protect staff and patrons as they interact with each other. You may also need to adjust book return locations to

correlate with one-way traffic flow routes and allow for easy quarantining.

### **Go Hands-Free**

By placing sanitization stations at the entrance and exit, as well as at the entrance to the line for your service desk, you can provide patrons with a convenient opportunity to disinfect their hands. Encouraging them to do this before entering the library helps keep surfaces within the building cleaner.

Encourage patrons to use touch-free self-checkout stations whenever possible. This will help reduce the issue of multiple patrons needing to touch the same surface throughout the day. Even so, provide disinfectant wipes alongside your checkout stations, and ask patrons to wipe them down after use.

### **Help Patrons Work Smart and Safe**



Even before COVID-19, you might have been thinking about ways to create more quiet, semi-private workspaces for your patrons. If possible, take advantage of perimeter walls and move workstations out to low-traffic locations. These areas usually have good access to power, allow for single-user dynamics, and position users away from the aisle.

Do you already have small mobile tables? Combine them with mobile screens to create attractive, well-spaced nooks. Use mobile whiteboards or screens that have laminate or coated fabric surfaces to make them easier to wipe down and keep clean. For existing large tables, consider adding vertical barriers between them or placing acrylic barriers directly on the table to establish a defined and enclosed space for each user.

Providing access to power in multiple places will allow patrons to choose spaces farther apart from each other and not to congregate around power outlets. Single-faced shelving can create a natural screen. With a mobile option, you can reconfigure your spaces to support social distancing while maintaining a wide open spaces.



### **Continue Re-evaluating**

The global pandemic has brought unprecedented changes to the way we live, work, and interact with one another, but in this new world, libraries still have an essential role to play. With planning and continued re-evaluation, your library can take on these challenges, and you'll be ready to welcome your patrons back with confidence.

# SIRI BICARA MALAYSIANA 2021: MENGHAYATI KEINDAHAN VARIASI KESUSASTERAAN

USM UNIVERSITI SAINS MALAYSIA APEX PERPUSTAKAAN

**- SIRI BICARA MALAYSIANA -  
VARIASI KEINDAHAN KESUSASTERAAN**

**SIRI I:  
Sastera Daripada Visual**

  
**DR ROSNIDAR AIN**  
- Pensyarah Bidang Kesusasteraan USM

**PANEL JEMPUTAN**

  
**SHAFIKA NAZRI**  
- Pelajar LI PHS USM

**MODERATOR**

**AYUH  
SERTAI  
KAMI!**

  
QR CODE  
WEBEX

 ● 1 APRIL 2021  
● KHAMIS  
● 10:00 PAGI - 12:00 TGH HARI

 ● WEBEX  
● <https://tinyurl.com/SBM12021>  
● Meeting Number: 184 849 8791  
● Password: Malaysiana2021

✉ bma@usm.my  
☎ 011-39230598 (Shafika)

**MYCPD & MYCSD DISEDIAKAN!**

## Happening!

Oleh:

Faizatul Farhana Mohd Zaid, Nurul Suhaili Abdul Hamid, Siti Nor Shafika Mat Nazri,  
Siti Roudhah Mohamad Saad, Fujica Azura Fesal dan Noor Azlinda Wan Jan.

## SIRI BICARA MALAYSIANA 2021: MENGHAYATI KEINDAHAN VARIASI KESUSASTERAAN

Oleh: Faizatul Farhana Mohd Zaid, Nurul Suhaili Abdul Hamid, Siti Nor Shafika Mat Nazri, Siti Roudhah Mohamad Saad, Fujica Azura Fesal dan Noor Azlinda Wan Jan.

Bicara Malaysiana merupakan siri program yang dirancang oleh Bahagian Malaysiana dan Arkib dan dianjurkan secara tahunan. Pada kali ini Siri Bicara Malaysiana: Menghayati Keindahan Variasi Kesusasteraan telah dijalankan sebagai sebuah projek Latihan Industri yang dilaksanakan secara berkumpulan oleh 3 orang pelajar tahun akhir Sarjana Muda Sastera daripada Pusat Pengajian Ilmu Kemanusiaan dengan bimbingan staf di Bahagian Malaysiana dan Arkib (BMA), Perpustakaan Hamzah Sendut pada 5 Mac 2021 sehingga 28 April 2021. Pelajar yang terlibat ialah:

- a) Faizatul Farhana Mohd Zaid,
- b) Nurul Suhaili Abdul Hamid
- c) Siti Nor Shafika Mat Nazri

Projek ini membentangkan tentang tiga cabang ilmu yang terkandung di dalam Bidang Kesusasteraan yang disampaikan dalam bentuk santai ilmiah di dalam slot Siri Bicara Malaysiana anjuran Bahagian Malaysiana dan Arkib.

Pelajar-pelajar tersebut juga telah mengaplikasi kemahiran yang mereka pelajari dengan olahan media baharu seperti platform *Cisco Webex* untuk lintas langsung Bicara tersebut. Platform Pameran Maya turut disediakan menggunakan aplikasi *artsteps* untuk setiap Siri Bicara agar penonton dapat menghayati bicara yang disampaikan dengan bantuan visual pameran tersebut.

### Tujuan Program

Siri Bicara Malaysiana pada kali ini bertujuan untuk menonjolkan dan mempromosi keunikan bidang Kesusasteraan kepada sasaran penonton yang terdiri daripada pelajar dan staf USM serta masyarakat umum yang berminat.

Dalam masa yang sama, Bahagian Malaysiana dan Arkib dan Bahagian Komunikasi Korporat, Perpustakaan Hamzah Sendut turut memainkan peranan dalam menyokong penyelidikan dan penyebaran ilmu berkaitan dengan adanya kerjasama bersama Seksyen Sastera, Pusat Pengajian Ilmu Kemanusiaan ini.

Bil.	Maklumat Siri Bicara Malaysiana 2021
1.	<p>Siri I: Kesusasteraan dan visual</p> <p>Penceramah: Dr. Rosnidar Ain (Pensyarah Bidang Kesusasteraan USM)</p> <p>Moderator: Siti Nor Shafika Mat Nazri</p> <p>Tarikh: 1 April 2021</p> <p>Pautan FB Live: <a href="https://www.facebook.com/watch/live/?v=241673244306111&amp;ref=search">https://www.facebook.com/watch/live/?v=241673244306111&amp;ref=search</a></p> <p>Pautan Pameran Maya: <a href="https://www.artsteps.com/view/605019f83eaab94018f800d9/?currentUser">https://www.artsteps.com/view/605019f83eaab94018f800d9/?currentUser</a></p>
2.	<p>Siri II: Sastera Kanak-Kanak dalam Membentuk Generasi Muda</p> <p>Penceramah: Dr. Wan Hasmah Wan Teh (Pensyarah Bidang Kesusasteraan USM)</p> <p>Moderator: Nurul Suhaili Abdul Hamid</p> <p>Tarikh: 6 April 2021</p> <p>Pautan FB Live: <a href="https://www.facebook.com/watch/live/?v=277177927280160&amp;ref=search">https://www.facebook.com/watch/live/?v=277177927280160&amp;ref=search</a></p> <p>Pautan Pameran Maya: <a href="https://tinyurl.com/SBM2exhibition">https://tinyurl.com/SBM2exhibition</a></p>
3.	<p>Siri III: Pengalaman lumayan menerusi Penulisan Kreatif</p> <p>Penceramah: Dr Mohd Shahremy Ikmal Shahbudin (Pensyarah Bidang Kesusasteraan, PPIK USM)</p> <p>Moderator: Faizatul Farhana Mohd Zaid</p> <p>Tarikh: 8 April 2021</p> <p>Pautan FB Live: <a href="https://www.facebook.com/watch/live/?v=2790138157917691&amp;ref=search">https://www.facebook.com/watch/live/?v=2790138157917691&amp;ref=search</a></p> <p>Pautan Pameran Maya: <a href="https://tinyurl.com/SBM3exhibition">https://tinyurl.com/SBM3exhibition</a></p>



## Hebahan Program

Hebahan telah dibuat menggunakan Laman Sesawang Perpustakaan, Laman Facebook rasmi PHS USM, akaun Instagram rasmi PHS USM dengan siri promosi seperti tayangan video montaj dan poster dalam memaksimumkan promosi bagi menarik minat ramai penonton untuk turut serta pada waktu yang dinyatakan.

Hebahan menggunakan aplikasi media sosial seperti WhatsApp Group kepada kumpulan sasaran seperti Pusat Pengajian Ilmu Kemanusiaan, Kelab Sastera USM dan Kelab Sastera di Universiti Awam lain turut dibuat.

Jumlah peserta yang menonton amat membanggakan di samping tontonan semula yang agak tinggi di Laman Facebook Live Perpustakaan Hamzah Sendut.

SIRI BICARA MALYSIANA	JUMLAH PESERTA (WEBEX)	JUMLAH VIEWS (FACEBOOK LIVE)
SBM 1	585	431
SBM 2	483	559
SBM 3	341	490

*Jadual: Jumlah tontonan di Platform Webex dan Facebook Live*

## Penutup

Secara keseluruhannya tiga (3) Siri Bicara Malaysiana yang dijalankan oleh tiga (3) orang pelajar PPIK melalui Latihan Industri yang telah dijalankan di Bahagian Malaysiana dan Arkib, Perpustakaan Hamzah Sendut telah berjalan dengan jayanya. Hasil daripada penganjuran Siri Bicara Malaysiana pada kali ini telah memberi pelbagai manfaat terutamanya kepada pelajar pelatih yang memilih Siri ini sebagai projek Latihan Industri mereka. Melalui projek ini pelajar telah mempelajari mengenai proses-proses dan persiapan untuk menganjurkan sesuatu program terutamanya program yang berjalan secara dalam talian. Siri Bicara Malaysiana pada kali ini yang berfokus kepada kesusasteraan telah menjadi satu ruang dan peluang kepada mereka yang terlibat dalam bidang ini menyampaikan dan berkongsi ilmu kesusasteraan dengan khalayak yang lebih luas. Diharap Siri ini dapat dijadikan satu platform yang berpanjangan dan Perpustakaan amat mengalu-alukan kerjasama dengan Pusat Pengajian agar sama-sama memperoleh manfaatnya.



*Sekalung ucapan  
terima kasih  
dan  
penghargaan  
kepada:*



**DR ROSNIDAR AIN**

- PANEL SIRI I -



**DR WAN HASMAH  
WAN TEH**

- PANEL SIRI II -



**DR MOHD SHAHREMY  
IKMAL SHAHBUDIN**

- PANEL SIRI III -

**Atas kesudian menjadi panel jemputan  
bagi Program**

*Siri Bicara Malaysiana:  
Variasi Keindahan Kesusasteraan*



# Library system

⇒ **How to Access to USM Library e-Resources from Off-Campus?**

[https://www.youtube.com/watch?v=u6-ZF1bJpPQ&ab\\_channel=USMLIBRARYTV](https://www.youtube.com/watch?v=u6-ZF1bJpPQ&ab_channel=USMLIBRARYTV)

⇒ **How to Search for USM Library e-Books collection**

[https://www.youtube.com/watch?v=13yHdcgMgeY&ab\\_channel=USMLIBRARYTV](https://www.youtube.com/watch?v=13yHdcgMgeY&ab_channel=USMLIBRARYTV)

⇒ **How to Search for Online Journal Articles?**

[https://www.youtube.com/watch?v=WGGEnb\\_TLms&ab\\_channel=USMLIBRARYTV](https://www.youtube.com/watch?v=WGGEnb_TLms&ab_channel=USMLIBRARYTV)

⇒ **How to access online databases via open Athens**

[https://www.youtube.com/watch?v=y1c0fjBjxkE&ab\\_channel=USMLIBRARYTV](https://www.youtube.com/watch?v=y1c0fjBjxkE&ab_channel=USMLIBRARYTV)



# Spiress

- ⇒ **How to export Endnote Library into Mendeley Desktop**  
[https://www.youtube.com/watch?v=pmRBYhpHdYA&ab\\_channel=USMLIBRARYTV](https://www.youtube.com/watch?v=pmRBYhpHdYA&ab_channel=USMLIBRARYTV)
- ⇒ **Research Made Easy Webinar: Thesis Formatting Template**  
[https://www.youtube.com/watch?v=4PkCCoRI-Cs&ab\\_channel=USMLIBRARYTV](https://www.youtube.com/watch?v=4PkCCoRI-Cs&ab_channel=USMLIBRARYTV)
- ⇒ **First time to Mendeley: register an account & download the software**  
[https://www.youtube.com/watch?v=-5\\_ev9SRStE&ab\\_channel=USMLIBRARYTV](https://www.youtube.com/watch?v=-5_ev9SRStE&ab_channel=USMLIBRARYTV)
- ⇒ **How to add references into Mendeley Desktop**  
[https://www.youtube.com/watch?v=P8HH0bTlpmk&ab\\_channel=USMLIBRARYTV](https://www.youtube.com/watch?v=P8HH0bTlpmk&ab_channel=USMLIBRARYTV)
- ⇒ **How to share document from Google Drive**  
[https://www.youtube.com/watch?v=qHRbZY0iHVI&t=3s&ab\\_channel=USMLIBRARYTV](https://www.youtube.com/watch?v=qHRbZY0iHVI&t=3s&ab_channel=USMLIBRARYTV)
- ⇒ **Google Drive Quick Tricks**  
[https://www.youtube.com/watch?v=ZJrPBTXLa8w&t=4s&ab\\_channel=USMLIBRARYTV](https://www.youtube.com/watch?v=ZJrPBTXLa8w&t=4s&ab_channel=USMLIBRARYTV)
- ⇒ **Google Scholar For Research - Creating Alert From Google Scholar**  
[https://www.youtube.com/watch?v=iUxmSipWBpM&ab\\_channel=USMLIBRARYTV](https://www.youtube.com/watch?v=iUxmSipWBpM&ab_channel=USMLIBRARYTV)
- ⇒ **Google Scholar For Research - Managing Your My Library List**  
[https://www.youtube.com/watch?v=uEknxMaWwf8&ab\\_channel=USMLIBRARYTV](https://www.youtube.com/watch?v=uEknxMaWwf8&ab_channel=USMLIBRARYTV)
- ⇒ **How to build your Google Scholar Profile**  
[https://www.youtube.com/watch?v=8M1VBwAZt9s&ab\\_channel=USMLIBRARYTV](https://www.youtube.com/watch?v=8M1VBwAZt9s&ab_channel=USMLIBRARYTV)
- ⇒ **How to insert USM Harvard Citation Style in Mendeley**  
[https://www.youtube.com/watch?v=Bhftvyt6etI&ab\\_channel=USMLIBRARYTV](https://www.youtube.com/watch?v=Bhftvyt6etI&ab_channel=USMLIBRARYTV)



**Research  
Support Training  
@PHS**

## Research Support Training @PHS

Research Support Training @PHS is one of the research support services provided by the Reference and Academic Digital Services Division (BRPDA), Perpustakaan Hamzah Sendut (PHS). The training covers various topics involved in the research cycle, including searching for literature, writing for research, publication, research sharing, and research visibility. The modules included:

- 1) Searching Strategy for Beginner
- 2) Searching Strategy Advanced
- 3) Reference Management Using Mendeley
- 4) Google Drive for Research
- 5) Google Scholar for Researcher
- 6) Publishing Tools
- 7) Publishing with Open Access
- 8) Thesis Formatting with MS Word (Beginner)
- 9) Thesis Formatting Template (Advanced)
- 10) SPSS: An Introduction
- 11) Creating a Researcher Profile

The objective of Research Support Training @PHS is to:

- 1) Introduce users to USM Library and develop a basic searching strategy
- 2) Develop competencies and skills required in research, including the searching, writing, data analysis, publications, and research communication
- 3) Facilitate research by exposing to the latest research tools, concepts, and techniques

The main category of training organized for the USM community are as follows:

### 1) Monthly Scheduled Training

BRPDA will organize regular training on a monthly based and the schedule for the training can be accessed at Research Support Portal:

<https://referencephsusm.wordpress.com/schedule/>

### 2) On-Demand Training

This training is conducted based on the demand received from the USM community.

Besides that, USM Library also conducted training for other modules under collaborative programs, library ambassador, paid workshop, and Library Tour. The training was delivered by PHS Trainer or experts from other departments or organizations. The modules covered on these programs are:

- 1) Training on the Publisher Databases
- 2) Academic Publishing with OJS
- 3) Academic Writing Tools
- 4) Academic Writing Using Latex
- 5) ATLAS.ti for Literature Review
- 6) Graduate on Time: Challenging & Milestones
- 7) How to Conduct a Systematic Literature Review (SLR)
- 8) Structural Equation Modelling Using MPlus
- 9) Data Analysis Using SPSS (Basic to Intermediate)
- 10) Systematic Literature Review
- 11) Publications Tools for Researcher and MyRA

## Research Support Trainer Trainer

The research support trainer who will be delivered the training is comprised of the Librarian from BRPDA and members of the Strategic Program In Research Support Service (SPIRESS). SPIRESS team consists of a PHS librarian and assistant librarian trained to become experts in specific areas of knowledge.

### How to Participate?

The training is open for USM for free and will be charged with minimum fees for the public.

For more information, please contact:

Head of Reference and Academic Digital Services Division

Perpustakaan Hamzah Sendut, USM Penang,

Email : [rujukan@usm.my](mailto:rujukan@usm.my)

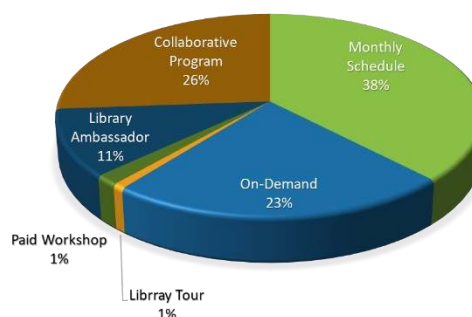
WhatsApp: [www.wasap.my/6046535350](https://www.wasap.my/6046535350)

Portal : <https://referencephsusm.wordpress.com/2018/08/16/traning-overview/>

## Research Support Training Statistic (2020)

For 2020, PHS had organized 170 sessions of training with 10,615 participants. The details of statistics are as below:

Category	JAN- DEC 2020	
	SESSION	PARTICIPANTS
Monthly Schedule	87	4034
On-Demand	35	2464
Library Tour	5	87
Paid Workshop	3	172
Library Ambassador	9	1145
Collaborative Program	36	2800
<b>TOTAL</b>	<b>175</b>	<b>10,702</b>



The details of the statistics are as follows:

### i. Monthly Schedule Training

From January until December 2020, PHS had organized 87 sessions of monthly schedule training with 4034 total participants. The statistic of monthly schedule training for 2020 as listed below:

Module	January to December 2020	
	Session	Total of Participants
Searching Strategy for Beginner	5	105
Searching Strategy Advanced: Searching & Writing	5	231
Searching Strategy Advanced: Publishing & Sharing	7	211
Researcher Profile	4	196
SPSS (Basic)	5	263
Google Scholar	9	295
Mendeley	12	859
Thesis Formatting wit MS Word	12	632
Thesis Formatting Template	11	500
Google Drive	9	406
Open Access Publication	8	336
<b>Total</b>	<b>87</b>	<b>4034</b>

ii. **On-Demand Training**

From January until December 2020, PHS had organized 35 on-demand training sessions with 2464 total participants. The statistic of monthly schedule training for 2020 as listed below:

Module	January to December 2020	
	Session	Total of Participants
Searching Strategy for Beginner	1	117
Searching Strategy Advanced: Searching & Writing	14	774
Searching Strategy Advanced: Publishing & Sharing	2	85
Researcher Profile	0	0
SPSS (Basic)	1	137
Google Scholar	1	158
Mendeley	14	1129
Thesis Formatting wit MS Word	1	58
Thesis Formatting Template	1	6
<b>Total</b>	<b>35</b>	<b>2464</b>

iii. **Training Under Collaborative Program**

From January until December 2020, PHS organized 48 sessions of collaborative training with 4117 participants. The statistic of monthly schedule training for 2020 as listed below:

Bil.	Program	Module	Session	Total of Participants
1.	PHS Workshop Series for Researcher (CDAE)	Google Drive	1	59
		Mendeley	1	87
		Open Access Publication	1	106
		Researcher Profile	1	30
		Searching Strategy	1	30
		Thesis Formatting with MS Word	1	59
			6	371
2.	IPS Postgraduate Program	Google Drive	2	72
		Google Scholar	3	117
		Mendeley	3	130
		Open Access Publication	2	80
		Publishing Strategy	2	81
		Researcher Profile	2	87
		Searching Strategy	3	124
		Thesis Formatting with MS Word	3	115
			20	806

3.	Library Ambassador	Academic Publishing with OJS	1	47
		Academic Writing Tools	1	402
		Academic Writing Using Latex	3	157
		ATLAS.ti for Literature Review	1	200
		Graduate on Time: Challenging & Milestones	1	149
		How to Conduct a Systematic Literature Review (SLR)	1	115
		Structural Equation Modelling Using MPlus	1	75
			9	1145
4.	Staf Competency Development (PTI)	Kaedah Pencarian Maklumat Berkesan	2	59
5.	Researcher Competency Programme (RCMO)	Publishing Tools for Researchers & MyRA	1	407
6.	Training by Publishers	Accessing the 'E' With Ease – A Guided Tour of the Taylor & Francis Journals & e-Books	2	205
		How do I Identify Good Journals from the Web of Science that is Suitable for My Manuscript? (Including Q1-Q4 Journals in JCR)	1	120
		How do I Identify Potential Collaborators for my Research and Ensure I Have a Good Public Research Profile using Web of Science, InCitesand Publons?	1	144
		How to Find Good Papers and Emerging Topics for My Area of Research Using the Web of Science Core Collection and BIOSIS?	1	161
		Publishing in Academic Journals: Taylor & Francis Publishing Webinar	1	207
		Scopus & ScienceDirect Webinar	1	320
			7	1157
7.	Paid Workshop	Data Analysis with SPSS (Basic to Intermediate)	1	75
		Penulisan Artikel Jurnal Berbentuk SLR	1	46
		SLR for Literature Review (Thesis)	1	51
			3	172
<b>Total</b>			<b>48</b>	<b>4117</b>



**ASK US!**

Scan QR code to contact a Librarian or visit [www.lib.usm.my](http://www.lib.usm.my)

RESEARCH CONSULTATION

VIRTUAL COUNTER 'BETA'



Tuesday & Thursday  
10:00 am - 11:30 am



Monday  
3:00 pm - 5:00 pm



# MENDELEY

[www.mendeley.com](http://www.mendeley.com)



CIK RAMLAH CHE JAAFAR  
SENIOR LIBRARIAN  
RESEARCH DATA MANAGEMENT UNIT  
PERPUSTAKAAN HAMZAH SENDUT



researcher profile page by including a link to other profiles

Speaking: Rosnani Ahmad undefin



Participants (33)

- Search
- Mohd Kamal Mo...
- Noor Zamreena Riazat A...
- Rosnani Ahmad undefin
- Adeline Ong
- Aliyu Yakubu Shehu
- Atiku Kabiru Mohammed



## RESEARCH MADE EASY WEBINAR SERIES: THESIS FORMATTING USING MS WORD (BEGINNER)



SPEAKER:  
MS NOOR ADILAH  
SENIOR LIBRARIAN  
IISM LIBRARY



---

# PHS&U

Connecting Library with APEX Community

---

Edisi: Januari hingga Jun 2021

Bahagian Komunikasi Korporat  
Perpustakaan Hamzah Sendut  
Universiti Sains Malaysia