

IMPORTANCE OF TEAKWOOD EXTRACTIVES ON WOOD  
PROPERTIES AND FOR TREE BREEDING<sup>1</sup>

Maruli H Simatupang

Department of Wood, Paper and Coating Technology, School of  
Industrial Technology,  
Universiti Sains Malaysia, 11800 Pulau Pinang, Malaysia

Enih Rosamah

Department of Forest Products, Faculty of Forestry,  
Mulawarman University, Samarinda, East-Kalimantan, Indonesia

Koichi Yamamoto

Japan International Research Center for Agricultural Sciences,  
Forestry Division, 1-2 Owashi, Tsukuba, Ibaraki, 305 Japan

**Keywords:** Teak, *Tectona grandis*, review, wood extractives,  
properties, natural durability, water repellancy,  
abrasion, contact allergy, teak clones

ABSTRACT

Teak is indigenous in India, Myanmar, and Thailand, but is currently cultivated in many parts of the world. Teakwood is one of the oldest commercial wood species. Around 2,000 years BC the wood was already shipped from India to Babylonia and Yemen, where it was used for construction and ship building. The wood is of medium density, has a very good dimensional stability, prevent iron nails from rusting, is rather resistant against chemicals, and has a high natural durability against wood destroying fungi and termites. It can, however, induces allergic reactions. The less polar extractives are responsible for the good as well as the less desirable properties.

The termicide properties are due to anthraquinones. The concentration of the active compounds may be up to two percent. Caoutchouc is the most abundant occurring compound in teakwood. Its concentration may be up to five percent. The compound is responsible for the water repellent properties of the wood. The compounds responsible for the fungal resistance are, however, still not known. Probably the synergistic effect of active and nonactive wood extractives is the cause of the durability against wood destroying fungi. A new antioxidant was recently isolated from the acetone extract of teakwood. It was postulated that this compound protect caoutchouc against oxidation and rusting of iron nails.

Teak specimens from various localities and countries show very great variations of total extractive contents as well as concentrations of single compounds. This is also true for

---

<sup>1</sup> Presented at 3rd Conference on Forestry and Forest Products Research 1995 (CFFPR-95), 3-4 October 1995, Kuala Lumpur

drill cores of increment borer from teak plantations made of seed or clones. The examinations of the methanol and chloroform extracts of five clones from Thailand shows two kinds of pattern. Two clones show a desirable positive correlation between methanol extract content and tree diameter, whereas two others have a negative correlation. Only one clone shows a positive correlation between chloroform extract content and tree diameter.

## INTRODUCTION

Teak, Tectona grandis L.f., is indigenous in India, Burma, and Thailand. The natural distribution of teak is limited to areas with pronounced monsoons. During the dry season the tree has no leaves. The thick bark protects the tree against bush fires. Due to this fire resistance properties the tree has some advantages compared to other less resistant species, and promote its distribution. Teak is being cultivated firstly on Java, New-Guinea and recently in Africa, (e.g. Senegal; Ghana 35,000 ha; Nigeria; Ivory Coast 35,000 ha; Benin 6000 ha; Dahomey; Sudan; Kenya) with a total area of about 140,000 ha (SCHMINCKE 1992); Central America, e.g. Cuba, Jamaica, Panama, Puerto Rico, Trinidad; South-America, e.g. Brazil (BEYSE 1991); Malaysia, and many other countries. It is a rather slow growing species, but due to the high price of the logs or the wood products, teak is increasingly being used for afforestation.

Teak and Lebanon cedar, are considered to be the oldest commercial wood species. Already around two thousand year BC teak from India was shipped to Babylonia and Yemen. The wood was used for building temples, palaces, expensive houses and ships (HERMANN 1952). The utilization of teakwood has not changed much since this prehistorical time. Currently the solid wood is used for construction, for ship building, furniture, carpenter's level, and many other applications which require wood with good dimensional stability. Teak veneer is being used as overlay of particleboards or other kinds of panels to be used for high quality furniture. The wood has a good natural durability against termites and wood destroying fungi, including soft rot.

Teakwood may, however, caused allergic reactions. Laborers who work and handle this wood are especially affected.

The good and less desirable properties of this well known wood species are due to the chemical extractives. In the following a brief review is presented of the wood extractives and their influences on the properties of the wood. The results of wood extractives determinations of clones grown on an experimental plot in Thailand will be reported.

## TEAKWOOD EXTRACTIVES

The results of a successive extraction with solvents of increasing polarity is presented in Table 1. The advantageous

as well as the disadvantageous properties of teakwood are due to the petroleum ether and ether extracts. In this review the compounds so far isolated from teak are presented in Figure 1. They comprise of fatty acids, terpenoids and polyprene compounds, naphthalene derivatives and anthraquinone derivatives.

The glyceride of the ubiquitous myristic acid, palmitic acid, and stearic acid are the main fatty acid derivatives. Five unidentified fatty acids, occurring in traces, are detected by gas chromatography (SIMATUPANG 1964; SANDERMANN and SIMATUPANG 1966).

Compounds of the second mentioned groups are: squalene (SANDERMANN and SIMATUPANG 1966); betulinic acid in wood and root (AHLUWALIA and SESHADRI 1957, DAYAL and SESHADRI 1979);  $\beta$ -sitosterol (DAYAL and SESHADRI 1979); a triterpenoid (bark) (SANDERMANN and SIMATUPANG 1966); caoutchouc (SANDERMANN and DIETRICH 1959); tectograndinol (RIMPLER and CHRISTIANSEN 1977).

In the third group, naphthalene derivatives, the following compounds were identified: dimethyl-naphthochroman (SANDERMANN and SIMATUPANG 1967); compound B<sub>3</sub> with the formula C<sub>18</sub>H<sub>16</sub>O<sub>2</sub> (SANDERMANN and SIMATUPANG 1966); deoxylapachol (SANDERMANN and SIMATUPANG 1963); lapachol (SANDERMANN and DIETRICH 1957); alfa-dehydrolapachon (SANDERMANN and SIMATUPANG 1966);  $\beta$ -lapachone (JOSHI et al. 1977); four naphthaquinones A<sub>4</sub>, A<sub>5</sub>, A<sub>6</sub>, and A<sub>7</sub> (SANDERMANN and SIMATUPANG 1965); tectol and tecomaquinone I (formerly designated dehydrotectol (PAVANARAM and ROW 1957, SANDERMANN and DIETRICH 1959, SANDERMANN and SIMATUPANG 1963, 1964, KHANNA et al. 1987). Compound B<sub>3</sub> is probably identical with the antioxidant isolated from teak recently (SIMATUPANG and ROSAMAH 1994).

The anthraquinones occurring in teak are: tectoquinone (2-methylanthraquinone) (KAFUKU and SEBE 1932); 1-hydroxy-2-methylanthraquinone (ROW 1960); 2-hydroxy-3-methylanthraquinone (PAVANARAM and ROW 1957); 2-hydroxymethyl-anthraquinone, anthraquinone-2-aldehyde, anthraquinone-2-carbonic acid (RUDMAN 1960); munjistin (1,3-dihydroxy-2-carbonic acid-anthraquinone (JOSHI et al. 1977); obtusifolin (2,8-dihydroxy-1-methoxy-3-methylanthraquinone and pachybasin (1-hydroxy-3-methylanthraquinone (DAYAL and SESHADRI 1979); 1,4-dihydroxy-2-methylanthraquinone (SANDERMANN and SIMATUPANG 1965); damnacanthol (3-hydroxy-2-carbanol-3-methoxy-anthraquinone; 2,5-dihydroxy-1-methoxy-3-methylanthraquinone (tissue culture) (DHRURA et al. 1972); tectoleafquinone (structure not yet established) (CHARI et al. 1969); three not yet identified quinones A<sub>9</sub>, A<sub>10</sub>, and red compound; five leafquinones detected by paper chromatography (SANDERMANN and SIMATUPANG 1966); 9,10-dimethoxy-2-methyl anthra-1,4-quinone (SINGH et al. 1989)

Caoutchouc is the compound with the highest concentration in teakwood. Its concentration may be as high as five percent.

The second highest are the anthraquinone derivatives, comprising mainly of tectoquinone. Certain teak specimens may contain up to two percent of this compound. Of the naphthaquinones, lapachol is more often found than deoxylapachol. The concentration of each of both quinones, tectol and tecomaquinone I, are in the range of about 0.1%. All other compounds detected in teakwood are found in very small amounts. However, their occurrence give indications on the biogenetic pathways in synthesizing these extractives.

## INFLUENCE OF EXTRACTIVES ON WOOD PROPERTIES

### NATURAL DURABILITY

The anthraquinone derivatives in teakwood are the active principles against termites (WOLCOTT 1947, 1955, SANDERMANN and DIETRICH 1957). According to RUDMANN and GAY (1961) these compounds are repellent. Anthraquinones as well as anthrone derivatives which are substituted at the  $\beta$ -position of the carbonyl group with a methyl, a carbanol, an aldehyde or a carboxyl group are active against termites. The activity disappear if it is substituted by a hydroxyl group. Accordingly all anthraquinones isolated so far from teakwood are termicides. The effect of the newly isolated 1,4-anthraquinone is not known.

Of the naphthaquinone derivatives, only deoxylapachol shows a strong toxicity against termites. Lapachol, a substituted deoxylapachol is only weak toxic. However, the naphthochroman derivative is antitermitic. No data are yet available on the activity of the other naphthaquinones. Tectol and tecomaquinone are not active against termites.

The fungitoxic compounds in teak are, however, not yet identified. Of the known compounds only 2-methylhydroxy-anthraquinone, and a brown fraction (RUDMAN 1961), and deoxylapachol (SIMATUPANG 1964) are shown to have fungitoxic properties. The toxicity of 2-methylhydroxy-anthraquinone is, however, low. It seems that not only one single compound or fraction is responsible for the fungitoxicity of teakwood. Probably the synergetic effect of the nonactive and active principles, especially in combination with the hydrophobic properties of caoutchouc, cause these advantageous properties.

### ANTIRUSTING PROPERTIES

Iron nails in teakwood do not rust. The mechanism of this antirusting property is still not known. Probably the antioxidant detected in teakwood may contribute to this effect.

### HYDROPHOBIC AND ABRASION RESISTANCE PROPERTIES

The hydrophobicity of teakwood is known since long time. Due to the water repellency this wood is used extensively as deck planks in ships. SCHWAB (1992) showed that oven dry teakwood

absorb moisture very slowly compared to beech and spruce (Figure 2). After 28 d of exposure to a RH of 65% and 20°C the moisture content was only 40% of the equilibrium moisture content. YAMAMOTO and SIMATUPANG (1995) extracted thin sections of teak heartwood with acetone only or acetone and chloroform successively. The untreated as well as the treated specimens were analyzed by X-ray photoelectron spectroscopy (XPS), scanning electron microscopy (SEM) and contact angle measurement (CAM) with water. Untreated specimens have a XPS spectrum rich in C1 (-CH<sub>x</sub>) compounds. Carbon atoms in woody materials have been classified into four categories according to their binding energy into C1: carbon to carbon or carbon to hydrogen; C2: hydroxyl or ether; C3: carbonyl or acetal, and C4: carboxyl or ester. The acetone extracted specimens showed a lower content of C2 components, indicating the removal of more polar extractives. Successive extraction with acetone and chloroform reduced the amount of C1, also apolar components, here caoutchouc. This compound is not soluble in acetone. The extraction with chloroform, also removal of caoutchouc, reduces the contact angle with water drastically. After successive treatment with acetone and chloroform the thin sections are practically devoid of extractive materials. However, the observations indicated that some caoutchouc may be still available in the parenchyma cell walls as shown by SEM.

According to CHAPLIN and ARMSTRONG (cited by KOLLMANN (1951), teakwood shows a high abrasion resistance. A good correlation is established between density and abrasion resistance, as shown in Figure 3, with the exception of teak and jarrah. Teak is more resistant, and jarrah is less resistant, relatively to their respective densities. The abrasion inhibiting principle in teak is probably caoutchouc, which acts as grease and prevent excessive abrasion. Jarrah contains silica, and this may promote excessive abrasion. According to NARAYANAMURT et al (1960, 1962), SANDERMANN et al (1963) the low shrinkage and the high resistant properties against chemicals of teakwood may be also due to the caoutchouc.

#### CONTACT ALLERGENIC PROPERTIES

The contact allergenic properties of teakwood is a phenomenon already known for a long time (HAUSEN 1981). Persons who handle this wood are mostly affected. According to ALTONA (1924) a teak variety which causes skin itching on Java is designated as jati sempurna. Lapachol (SANDERMANN and DIETRICH 1957) and deoxylapachol (SANDERMANN and SIMATUPANG 1962) are responsible for the contact allergenic properties. Deoxylapachol, however, shows 100 to 200 times stronger activity than lapachol (HAUSEN 1981). Persons who are allergic against other woods containing benzo- or naphthaquinone derivatives show the same reaction with teakwood. There is a cross reaction between the various quinoid compounds (SCHULZ et al. 1979).

## INHIBITING PROPERTIES OF LACQUERS

The hardening of lacquers containing polyester are inhibited by teakwood extractives. According to SANDERMANN and SIMATUPANG (1966) pure tectol, tecomaquinone I, deoxylapachol and some naphthaquinone derivatives inhibit the drying. Black stripes of teak containing tecomaquinone I inhibit hardening of polyester lacquer. Of the anthraquinones tested only compounds which have two hydroxyl group in one ring are active. Tectoquinone does not have such groups and is therefore not an inhibitory compound. The hexane extracts of many tropical wood species inhibit the hardening of lacquers based on polyester (YATAGAI and TAKAHASHI 1980).

## DISCOLORATION OF WOOD

Freshly planed teakwood does not have an attractive color. The nice gold brown color developed under the influence of a short time exposure to sun light. According to RUDMAN (1960) this is caused by oxidation of the  $-CH_2OH$  group of the anthraquinone derivatives to a  $-CHO$  group. This color is, however, not stable. The further discoloration into grey follows the same pattern as other wood surfaces of other species.

Various pattern of teakwood discoloration has been observed. The green black color, especially along the vessels, is caused by tecomaquinone I. Wood veneer with green black stripes are at one time sought. Such teak is designated as Jati Doreng on Java. White stripes in teakwood are due to calcium phosphate. An uneven distribution of wood extractives can give spots with different color nuances, undesirable in high quality veneer.

"Einlauf" is designated as the phenomenon, if black stripes along the vessels, however, not due to tecomaquinone I, occur. The undesirable discoloration start mostly from a cross cut. According to wood technicians in Cepu, Central-Java, this phenomenon occurs if logs, shortly after cutting, are stored in a wet or moist milieu. The nature of these black stripes is unknown. "Einlauf" means enema, or some medication applied into the stomach. It is complained that currently many logs from Myanmar show "Einlauf".

## RESISTANCE OF TEAK TREES AGAINST INSECTS AND FUNGI

Teak trees are occasionally befallen by termites. On Java the teakwood termites (Neotermes tectonae) form cavities and make their nest between bark and wood of young trees. According to KALSHOVEN (cited according to BEEKMAN 1947) up to 80% of the trees may be infected. Duometes ceramica may made bore ducts, also in heartwood. Xyleborus destruens is another borer which may befall whole plantations. It was reported that this borer cause heavy losses in teak plantation in Thailand.

Root rot was reported to causing heavy losses in Tanzania, Benin and Sudan (DUEHOLM 1970). It is not known whether there is a correlation between susceptibility against root rot and

wood extractives.

#### DISTRIBUTION OF EXTRACTIVES

Figure 4 shows the distribution of tectoquinone, caoutchouc, lapachol, deoxylapachol and tectol in some teakwood specimens from various countries and localities. Great variations of the total extractive contents as well as the individual components are detected. The caoutchouc content varies from 0.2 (Jati Gembol) to 5% (Jati Sungu), and the tectoquinone content from 0.5 (Cepu) to 2% (2000 year old specimen). Even after 2 000 years these specimen still contains high amounts of tectoquinone and some caoutchouc. Apparently the wood contains compounds which protect caoutchouc from oxidation. In Figure 5 the distribution of tectoquinone and deoxylapachol in drill cores of increment borer from a teak provenance collection on Java is shown (SIMATUPANG 1964). The trees were cultivated from teak seeds collected in various countries and localities.

In an attempt to correlate wood extractive content and diameter development (also grow) drill cores of increment borer of an experimental plantation at the Thai-Danish Improvement Center, Ngao, Province Lampang, Thailand, were examined. The plantation was 10 years old at the time the specimens were collected. The schematic of the plantation is presented in Figure 6. Five clones were examined. These clones were obtained by budding of two years old trees in 1959 with materials from a ten year old plantation. The plus trees were chosen according to external properties as tree height and trunk form. Each clone consist of 15-20 trees. In October 1968 drill cores of increment borer over the whole diameter were collected from 5-8 trees per clone. From each tree two specimens were collected. The first drill was made in the direction of the greatest diameter and the other in the direction of the smallest one. The designation juvenile and mature deals with the change from the vegetative to the generative phase. In the latter mentioned phase the tree starts to blossom and influence the crown form.

The increment drill cores were divided up according to the following method. The first three increment rings, adjacent to the pith, were taken together as one specimen, whereas the rest of the increment rings forms the second specimen. Two samples were collected form each increment drill core or four samples from each tree. Preliminary examinations showed that this method give sufficient accurate results. The wood was ground and extracted with methanol and chloroform subsequently using small Twisselmann extractors. The residual extractives were weighed after evaporation of the solvents. The correlations between the methanol extracts, chloroform extracts and the tree diameters are shown in Figure 7.

By means of statistical analysis the cause of the variation of the extractive content as a function of the environment and genetic factors are examined. The results show that extractive content is influenced by both the genetic as well as the

environment. Two of the clones show a positive effect between methanol extract and tree diameter whereas in two others the effect is negative. Only one clone shows a positive correlation between chloroform extract content and diameter. The results give an indication that the extractive content of teak trees may be improved by the right selection of plus trees to be used as mother trees.

#### REFERENCES

- AHLUWALIA, V. K. and T. R. SESHADRI. Special chemical components of commercial woods and related plant materials, Part IV - Tectona grandis (Teak). Journal of Science & Industrial Research Volume 16B(1957):323
- ALTONA, T. Djati en Hindoes. De invoer van den djati op Java. Tectona 17(1924):865-906
- BEEKMAN, H. A. J. M. Bosbeschadigingen en Bosbescherming in Indonesia. H. Veenman & Zonen. Wageningen 1947
- BEYSE, R. Teak läßt sich auch in Brasilien nachhaltig nutzen. Holz-Zentralblatt 117(1991), Nr 50:785-786
- CHAPLIN, C. J., and F. H. ARMSTRONG, cited by F. KOLLMANN, Technologie des Holzes and der Holzwerkstoffe, Bd. I. Springer Verlag, Berlin, Goettingen, Heidelberg, 1951 p.933
- CHARI, V. M., S. NEELAKANTAN & T. R. SESHADRI. Constitution of Teakleafquinone - A synthetic Study. Indian J. Chem. Volume 7, January 1969:40-42
- DAYAL, R. and T. R. SESHADRI. Chemical Investigations of Tectona grandis (roots). Journal Indian Chemical Society Volume LVI, September 1979: 940-941
- DHRUVA, B. R., A. V. RAMA RAO, R. SRINIVASAN & VENKATARAMAN. Structure of a Quinone from Teak Tissue Culture. Indian Journal of Chemistry Volume 10, July 1972:683-685
- DUEHOLM, S. Untersuchungen über die Variation im Extraktgehalt von Teakholz an genetisch unterschiedlichen Plantagenpflanzen. Univ. Hamburg 1970
- HAUSEN, B. M. Woods Injurious to Human Health. A Manual. Walter de Gruyter. Berlin, 1981
- HERMANN, P. 7 vorbei und 8 verweht. Hoffman & Campe Verlag. 1952 p:31 and 75 cited by: SANDERMANN W. and M. H. SIMATUPANG. Zur Chemie des Teaks, eines ungewöhnlichen Holzes. Chemiker-Ztg. Chem. Apparatur 85 Nr. 2(1961):38-43
- JOSHI, K. C., P. SINGH, R. T. PARDASANI. Chemical components of the roots of Tectona grandis and Gmelina arborea. Planta medica Volume 32(1977):71-75
- KAFUKU, K. and W. SEBE. On Tectoquinone, the volatile principle of the Teak wood. Bull chem Soc Japan Volume 7(1932):114-117
- KHANNA, R. N., P. K. SHARMA, R. H. THOMSON. A revised structure for dehydrotectol and tecomaquinone I. J. Chem. Soc. Perkin Trans. 1 1987:1821-1987
- NARAYANAMURTI, D., and J. SINGH. Caoutchouc in Teak. Composite Wood 7(1960):39-40
- NARAYANAMURTI, D, R. C. GUPTA, and G. M. VERMA. Influence of extractives on the setting of adhesives.

- Holzforschung und Holzverwertung 14(1962):85-88
- PAVANARAM, S. K. and L. R. ROW. Chemical examination of Tectona grandis Linn.: Part I - Isolation of 3-Hydroxy-2-methylanthraquinone. Journal Scient. & Industrial Research Volume 16B(1957):409-411
- RIMPLER, H. and I. CHRISTIANSEN. Tectograndinol, a new diterpene from Tectona grandis L. fil. Zeitschrift Naturforschung 32c(1977):724-730
- ROW, R. L. cited according to NEELAKANTAN, S. and T. R. SESHADRI. Biogenesis of naturally occurring anthraquinones derivatives. Journ. Scient. & Industrial Research Volume 19A(1960):71-79
- RUDMAN, P. Anthraquinones of Teak (Tectona grandis L. F.). Chem and Ind 1960:1356-1357
- RUDMAN, P. The causes of natural durability in timber. Pt. VII. The causes of decay resistance in Teak (Tectona grandis L.f.). Holzforschung 15(1961):151-156
- RUDMAN, P. and F. J. Gay. The causes of natural durability in timber. Pt. VI Measurement of anti-termitic properties of anthraquinones from Tectona grandis L.f. by a rapid semi-micromethod. Holzforschung 15(1961):117-120
- SANDERMANN, W. and H. H. Dietrichs. Untersuchungen über termitenresistente Hölzern. Holz Roh- Werkstoff 15(1957):281-297
- SANDERMANN, W. and M. H. SIMATUPANG. Zur Struktur des Tectols and Dehydrotectols in Teak (Tectona grandis L.). Tetrahedron Letters Nr 19(1963):1269-1272
- SANDERMANN, W. and M. H. SIMATUPANG. Neue Chinone aus Teak (Tectona grandis L.). Naturwiss. Volume 52(1965):262-263
- SANDERMANN, W. and M. H. SIMATUPANG. Über Inhaltsstoffe aus Teak (Tectona grandis L.), II - Konstitution and Synthese des Tectols and Dehydrotectols. Chemische Berichte 97(1964):588-597
- SANDERMANN, W. and H. H. DIETRICHs. Chemische Untersuchungen an Teakholz. Holzforschung 13(1959):137-148
- SANDERMANN, W., H. H. DIETRICHs, M. H. SIMATUPANG, and M. PUTH. Untersuchungen über kautschukhaltige Hölzer. Holzforschung 17(1963):161-168
- SANDERMANN, W. and M. H. SIMATUPANG. Ein toxisches Chinon aus Teakholz. Angew. Chemie 74(1962):782-783
- SANDERMANN, W. and M. H. SIMATUPANG. On the Chemistry and Biochemistry of teakwood (Tectona grandis L. fil). Holz Roh- Werkstoff 24(1966):190-204
- SANDERMANN; W. and M. H. SIMATUPANG. A biogenetic interesting compound from teak (Tectona grandis L. fil). Naturwissenschaften 54(5)(1967):118
- SCHMINCKE; K. H. Kann Holz aus Forstplantagen Tropenholz ersetzen? Holz-Zentralblatt 118(1992), Nr 86: 1365, 1366, 1371
- SCHULZ, K. H., I. GARBE, B. M. HAUSEN and M. H. SIMATUPANG. The sensitizing capacity of naturally occurring quinones. Experimental studies in Guinea pigs. II. Benzoquinones. Arch. Derm. Res. 264(1979):275-286
- SCHWAB, E. Geschwindigkeit der Feuchteaufnahme von Holz. Holz Roh- Werkstoff 50(1992):312
- SIMATUPANG, M. H., and E. ROSAMAH. Unpublished results 1994

- SIMATUPANG, M. H. Chemische Untersuchungen an Teakholz (Tectona grandis L.). Diss. Univer. Hamburg 1964
- SINGH, P., S. JAIN. and S. BHARGAVA. A 1,4-anthraquinone derivative from Tectona grandis. Phytochemistry 28(4)(1989):1258-1259
- WOLCOT; G. N. Termite repellents: a summary of laboratory tests. Bull Agr Exp Station, Univ of Puerto Rico, Vol 73(1947); J Agric Univ of Puerto Rico Vol 39(1955):115
- YATAGAI, M., and T. TAKAHASHI. Tropical wood extractives effects on durability, paint curing time and pulp sheet resin spotting. Wood science 12(1980):176-182
- YAMAMOTO, K. and M. H. SIMATUPANG. Location of caoutchouc in teak (to be published)

TABLE 1

## SUCCESSIVE EXTRACTION OF TEAKWOOD

SOLVENT	% YIELD (OD WOOD)
PETROLEUM ETHER	5.9
DIETHYL ETHER	1.2
ACETONE/WATER (9:1)	3.8
ETHANOL/WATER (8:2)	2.3
-----	
TOTAL EXTRACT	13.2



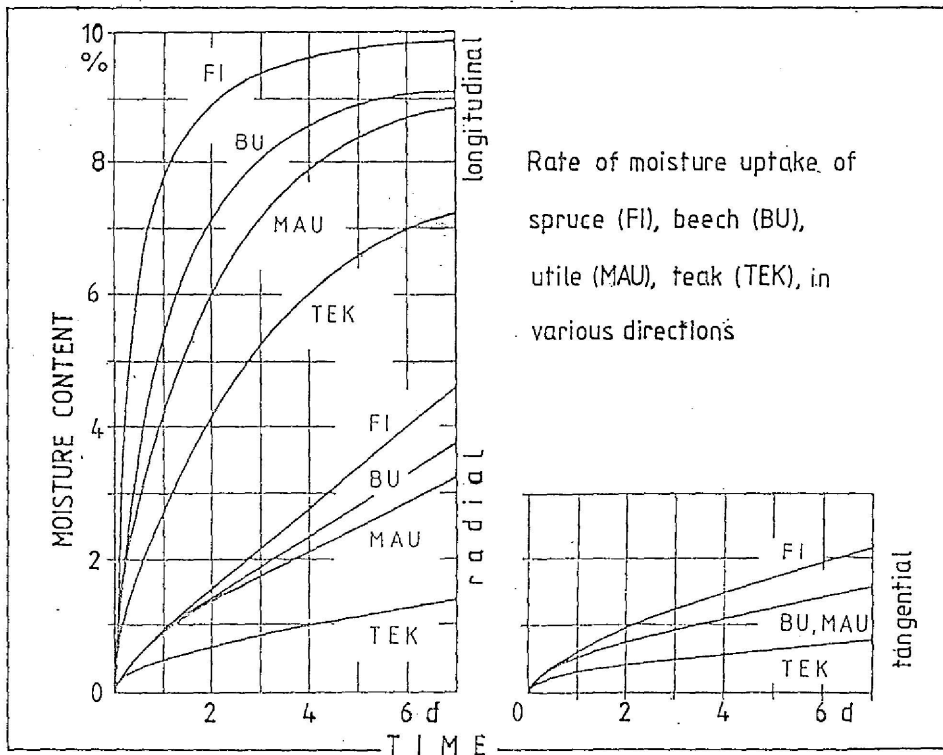


FIGURE 2. (SCHWAB 1992)

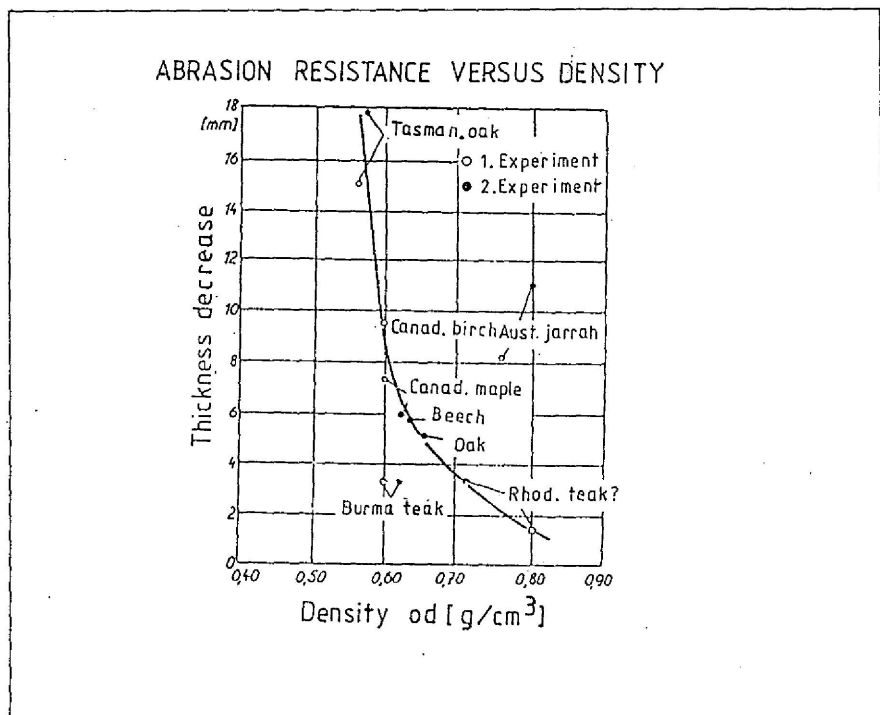


FIGURE 3. (KOLLMANN 1951)

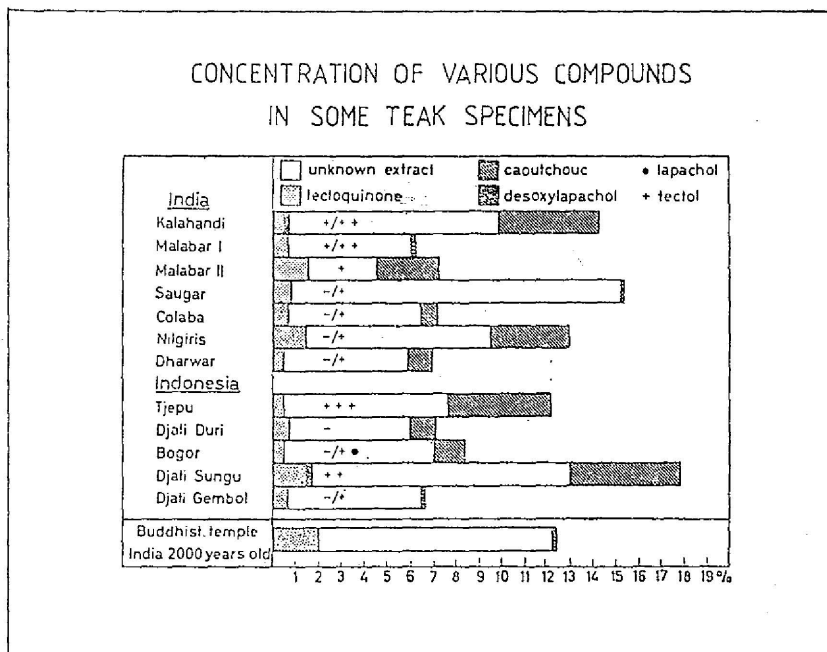


FIGURE 4. (SANDERMANN and SIMATUPANG 1961).

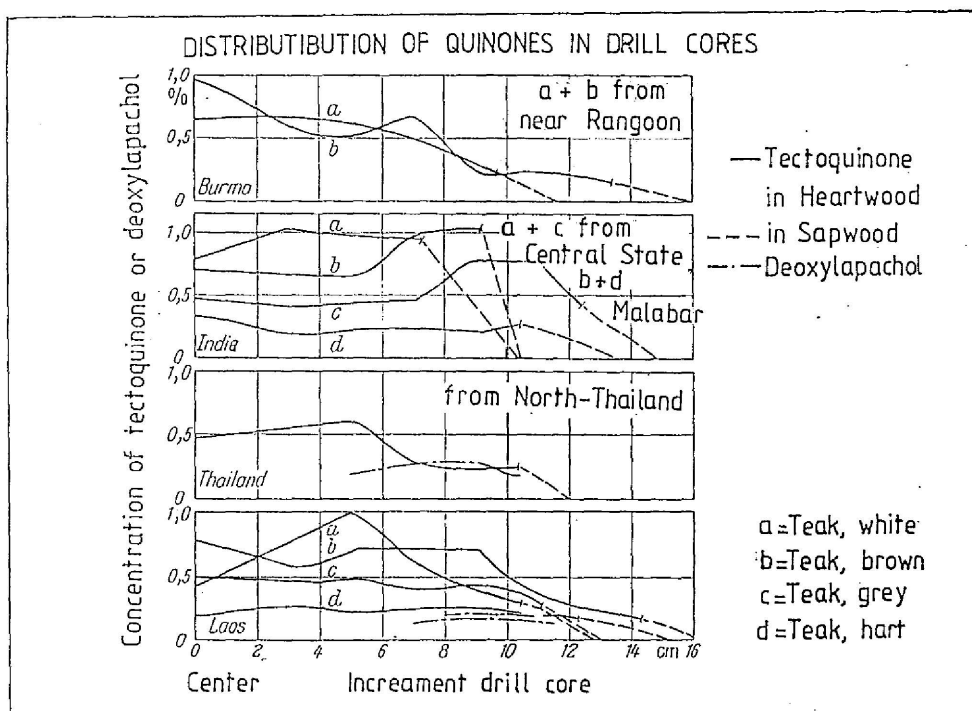


FIGURE 5. Drill cores of an increment borer of a teak plantation on Java cultivated from seeds from four countries.

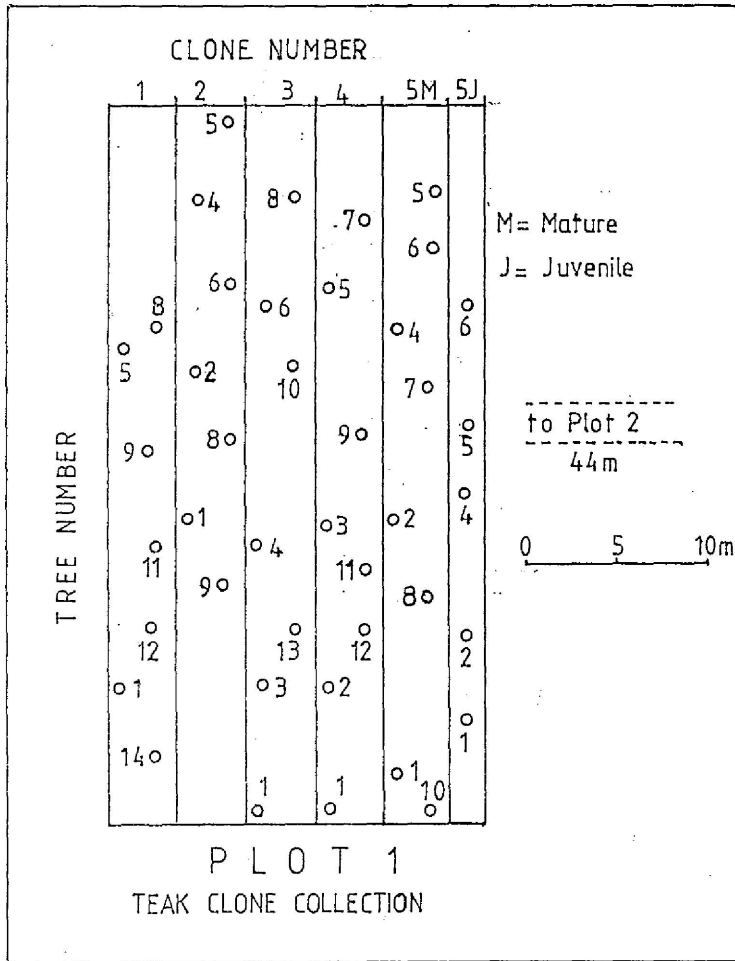


FIGURE 6. Schematic of teak clone collection at Thai-Danish Improvement Center, Ngao, Province Lampang, Thailand.

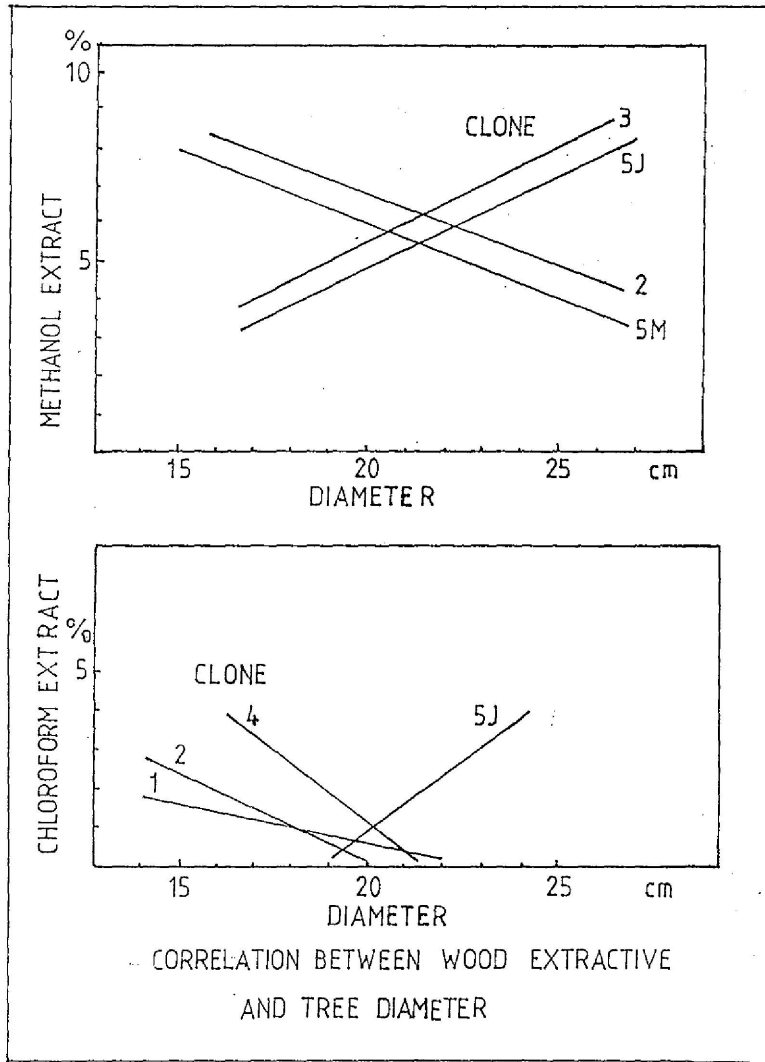


FIGURE 7. Correlation between wood extractives and tree diameter of the teak clones from Thailand (FIGURE 6).