

Tempat Duduk: _____

Angka Giliran: _____

UNIVERSITI SAINS MALAYSIA
Peperiksaan Semester Kedua
Sidang 1987/88
HLU 212 - Asas-Asas Muzik

Tarikh: 11 April 1988

Masa: 9.00 pagi - 12.00 tengahari
(3 jam)

Jawab **SEMUA** soalan.

1. (a) Berikan nama huruf nota di dalam ruang berikut:

i.

ii.

Angka Giliran: _____

(b) Nyatakan berapa 'beat' dalam satu bar mengikut Tanda Waktu (Time-Signature)

i.

A musical staff with three measures. The first measure has a treble clef and a 4/2 time signature. The second measure has a bass clef and a 6/4 time signature. The third measure has a bass clef and a 12/8 time signature. There are vertical bar lines between the measures.

ii.

A musical staff with three measures. The first measure has a treble clef and a 4/4 time signature. The second measure has a treble clef and a 3/2 time signature. The third measure has a treble clef and a 6/8 time signature. There are vertical bar lines between the measures.

iii.

A musical staff with three measures. The first measure has a bass clef and a 2/2 time signature. The second measure has a bass clef and a 3/8 time signature. The third measure has a bass clef and a 12/4 time signature. There are vertical bar lines between the measures.

(10 markah)

2. Tuliskan skala yang berikut tanpa menggunakan Tanda Nada (Key-Signature). Tambahkan Tanda Kromat (Accidental) yang diperlukan.

(a) C syap minor menaik sahaja (bentuk melodik)

A musical staff with a treble clef and five lines, intended for writing a C minor scale.

(b) A flet major menurun


A musical staff with a bass clef and five lines, intended for writing an A-flat major scale.

(c) G syap minor menaik (bentuk melodik)

A musical staff with a bass clef and five lines, intended for writing a G minor scale.

Angka Giliran: -----

(d) B major menaik bermula dan berakhir dengan nota supertonik.



(10 markah)

3. Dengan menggunakan nota-nota yang diberikan tuliskan jeda (interval) yang sesuai.

(a)



Dim. 5th

Aug. 2nd

Maj. 7th

Per. 5th

(b)



Maj. 6th

Aug. 4th

Min. 6th

Dim. 5th

(c)



Maj. 7th

Dim. 5th

Aug. 2nd

Min. 3rd

(d)



Dim. 7th

Aug. 4th

Min. 7th

Per. 5th

.../4

Angka Giliran: _____

(e)



Min. 6th

Aug. 5th

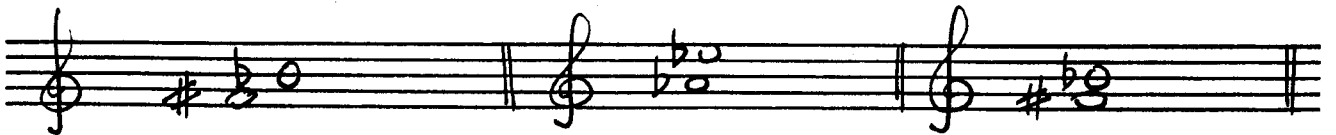
Maj. 2nd

Dim. 5th

(10 markah)

4. Namakan nada-nada yang sesuai bagi setiap jeda (interval) berikut:

(a)




Nada: _____

Nada: _____

Nada: _____

(b)

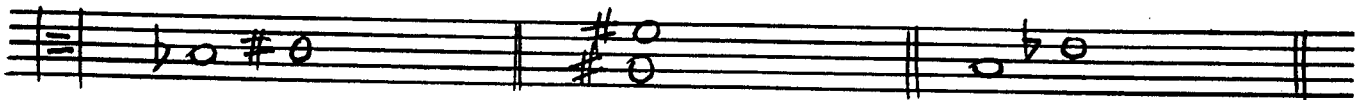


Nada: _____

Nada: _____

Nada: _____

(c)



Nada: _____

Nada: _____

Nada: _____

(10 markah)

Angka Giliran: -----

5. Tuliskan triad-triad yang diperlukan bagi nada yang berikut dengan menambahkan.


(a)



Kod dominan dalam E minor
(pembalikan kedua)

Kod median dalam A Flat
Major (pembalikan pertama)


(b)



Kod submedian dalam B flat
Minor kedudukan perdu
(root position)

Kod sub-dominan dalam F
syap Minor
Pembalikan kedua

(c)



Kod pimpin dalam B Major
Kedudukan perdu
(root position)

Kod supertonik dalam E
Major
Pembalikan kedua

(d)



Kod dominan dalam B major
Pembalikan kedua


Kod pimpin (leading chord)
dalam B minor
Pembalikan kedua

(10 markah)

Angka Giliran: _____

6. Tuliskan skala kromatik yang berikut:


- (a) Menaik (ascending) bermula dari 'A flat' dengan menggunakan treble klef.




- (b) Menurun (descending) bermula dari 'C syap' dengan menggunakan bass klef.



- (c) Menaik (ascending) bermula dari 'B' dengan menggunakan alto klef.



- (d) Menurun (descending) bermula dari 'D' dengan menggunakan treble klef.



(10 markah)

Angka Giliran: -----

7. (a) Pindahkan melodi ini dalam B flat major dengan menggunakan tanda nada.



- (b) Pindahkan melodi ini ke dalam A flat major dengan menggunakan tanda nada.



- (c) Pindahkan melodi ini ke dalam F major dengan menggunakan tanda nada.



(10 markah)

Angka Giliran: _____

8. Sempurnakan setiap bar dengan tanda 'Rehat' (Rest) yang sesuai:

The image shows five musical staves, each with two measures of music. The first measure of each staff is partially completed, and the student is to complete it with the appropriate rest symbol. The second measure of each staff is also partially completed.

- Staff 1: First measure (4/4, key of D major) contains a quarter note D, a quarter note E, a quarter note F#, and a quarter note G. Second measure (6/8, key of D major) contains a quarter note D, a quarter note E, and a quarter note F#.
- Staff 2: First measure (4/2, key of B minor) contains a quarter note B, a quarter note C, and a quarter note D. Second measure (3/4, key of B minor) contains a quarter note B, a quarter note C, and a quarter note D.
- Staff 3: First measure (3/2, key of C major) contains a quarter note C, a quarter note D, and a quarter note E. Second measure (6/4, key of C major) contains a quarter note C, a quarter note D, and a quarter note E.
- Staff 4: First measure (9/8, key of D major) contains a quarter note D, a quarter note E, and a quarter note F#. Second measure (2/2, key of D major) contains a quarter note D, a quarter note E, and a quarter note F#.
- Staff 5: First measure (12/8, key of B minor) contains a quarter note B, a quarter note C, and a quarter note D. Second measure (4/4, key of B minor) contains a quarter note B, a quarter note C, and a quarter note D.

(10 markah)

Angka Giliran: -----

9. Tuliskan pembalikan-pembalikan (inversion) bagi jeda-jeda berikut dan nyatakan jeda yang baru bila dijedakan.

(a)

Three intervals are shown on a single staff, separated by double bar lines. The first interval is a minor second (Bb2-C2). The second interval is a major second (C#2-D#2). The third interval is a minor third (Bb2-Cb3).

Nama: -----

Nama: -----

Nama: -----

(b)

Three intervals are shown on a single staff, separated by double bar lines. The first interval is a minor second (Bb2-C2). The second interval is a major second (C#2-D#2). The third interval is a minor third (Bb2-Cb3).

Nama: -----

Nama: -----

Nama: -----

(c)

Three intervals are shown on a single staff, separated by double bar lines. The first interval is a minor second (Bb2-C2). The second interval is a major second (C#2-D#2). The third interval is a minor third (Bb2-Cb3).


Nama: -----

Nama: -----

Nama: -----

Angka Giliran: _____

(d)



Nama: _____

Nama: _____

Nama: _____

(10 markah)

10. Berikan keterangan pada istilah-istilah berikut:

- (a) Morendo
- (b) Non troppo
- (c) Rallentando
- (d) Scherzo
- (e) Con Brio
- (f) Allegretto
- (g) Andante Cantabile
- (h) Meno mosso
- (i) Decrescendo
- (j) Presto

(10 markah)