

UNIVERSITI SAINS MALAYSIA

Peperiksaan Semester Kedua
Sidang 1989/1990

Mac/April 1990

BOO 284/4: BIostatistik

Masa: [3 jam]

Jawab LIMA daripada ENAM.

Tiap-tiap soalan bernilai 20 markah.

29/90 Sem 1

1. Dengan menggunakan contoh-contoh tertentu, bezakan di antara rekabentuk eksperimen sepenuh rawak, blok rawak dan segiempat-sama Latin. Nyatakan bilakah sesuatu rekabentuk itu digunakan dan tunjukkan susunan datanya.

(20 markah)

2. Anda menjalankan pengawasan pencemaran plumbum (Pb) di sekitar perairan Pulau Pinang. Kandungan Pb di dalam tisu kerang dan di dalam sedimen telah dianalisis. Datanya adalah seperti berikut:

Kandungan Pb(ppb)

<u>Kawasan</u>	<u>Dalam tisu</u>	<u>Dalam sedimen</u>
1	1.12	0.15
2	2.05	0.32
3	5.14	0.57
4	1.90	0.21
5	1.53	0.19
6	3.48	0.44
7	4.11	0.53
8	1.50	0.28
9	4.52	0.50
10	3.39	0.42

(BOO 284/4)

- (a) Dengan menggunakan kaedah kuasa dua terkecil, tunjukkan pertalian di antara kandungan Pb di dalam tisu kerang dengan di dalam sedimen.
- (b) Nyatakan variabel yang bersandar di sini
- (c) Berapa kuatkah pertalian di antara dua variabel tadi?

(20 markah)

3. Kajian terhadap hasil 5 sawah telah menunjukkan bahawa min hasil bagi setiap sawah (dalam kiraan kg/ha) adalah seperti berikut:

Sawah	1	2	3	4	5
Min hasil	48.5	44.4	49.6	40.7	50.2

Setelah dijalankan ujian ANOVA, keputusan yang didapati adalah seperti berikut:

Sumber	df	SS	MS
Di antara min	4	261.00	65.25
Di dalam min	15	12.20	0.81
Jumlah	19	273.20	

Jalankan ujian statistik untuk membandingkan hasil bagi kelima-lima sawah tadi.

(20 markah)

4. (a) Kajian berkaitan dengan warna rambut telah menghasilkan data berikut:

Jantina	<u>Warna rambut</u>			
	Hitam	Coklat	Perang	Merah
Lelaki	65	80	36	15
Perempuan	123	130	126	32

Soalan: Berasaskan data di atas, buat kesimpulan sama ada warna rambut seseorang itu berhubungkait dengan jantinya atau tidak.

- (b) Setelah persampelan zooplankton di Selat Pulau Pinang dijalankan untuk beberapa ketika, peratusan bilangan yang didapati adalah seperti berikut:

<u>Kumpulan</u>	<u>Peratusan</u>
Copepoda	50
Larva udang	20
Larva ketam	15
Chaetognatha	10
Lain-lain	5

Seorang pelajar telah menjalankan satu kajian kelimpahan zooplankton di kawasan yang sama dan mendapati pecahan bilangan zooplankton (per m³ air laut) seperti berikut:

<u>Kumpulan</u>	<u>Jumlah</u>
Copepoda	1209
Larva udang	512
Larva ketam	325
Chaetognathan	196
Lain-lain	108

Jalankan ujian hipotesis bagi menunjukkan bahawa pecahan bilangan yang didapati oleh pelajar menyerupai pecahan peratusan yang telah didapati pada masa dulunya.

(20 markah)

5. Dua jenama baja (A dan B) telah dibandingkan bagi setiap daripada 10 plot 2 ekar yang berbeza. Setiap plot dibahagikan kepada dua subplot 1 ekar. Secara rawak baja jenama A ditabur dalam satu subplot dan jenama B dalam subplot yang lagi satu. Hasil padi yang didapati (dalam unit guni) adalah seperti berikut:

Plot	<u>Hasil Padi</u>	
	Baja A	Baja B
1	211	235
2	232	261
3	255	281
4	215	250
5	209	229
6	241	263
7	278	274
8	212	214
9	215	226
10	245	277

(BOO 284/4)

- (a) Jalankan ujian statistik bagi membezakan baja yang mana lebih baik untuk hasil yang lebih.
- (b) Jika anda diberitahu data ini tidak bertabur secara normal bagaimana ujian dapat dijalankan. Jalankan ujian tersebut.

(20 markah)

6. (a) Beri ringkasan mengenai statistik tak berparameter.
- (b) Bezakan di antara sampel dan populasi. Beri contoh yang jelas. Bagi beberapa parameter yang berkaitan, bezakan simbol-simbol yang digunakan.
- (c) Apa yang dimaksudkan dengan persampelan rawak? Beri beberapa contoh bagaimana ia dapat dilaksanakan.

(20 markah)

...7/-

FORMULA YANG MUNGKIN DIPERLUKAN

$$A. \quad z = \frac{\bar{y} - u_0}{\sigma_{\bar{y}}}$$

$$B. \quad t = \frac{(\bar{y}_1 - \bar{y}_2)}{\sqrt{(1/n_1) + (1/n_2)}}$$

$$C. \quad t = \frac{(\bar{y}_1 - \bar{y}_2)}{\sqrt{(s_1^2/n_1) + (s_2^2/n_2)}}$$

$$D. \quad z = \frac{y - 0.5n}{\sqrt{0.25n}}$$

$$E. \quad t = \frac{\bar{d}}{s_d/\sqrt{n}}$$

$$F. \quad t' = \frac{\bar{y}_1 - \bar{y}_2}{\sqrt{(s_1^2/n_1) + (s_2^2/n_2)}}$$

$$G. \quad |t'| = \frac{(t_1 s_1^2/n_1) + (t_2 s_2^2/n_2)}{(s_1^2/n_1) + (s_2^2/n_2)}$$

$$H. \quad \chi^2 = \sum \frac{(n_{ij} - E_{ij})^2}{E_{ij}}$$

$$J. \quad S_d^2 = \frac{1}{n-1} \left[\sum d_i^2 - \frac{(\sum d_i)^2}{n} \right]$$

K. Ujian statistik Kruskal - Wallis

$$1. \quad H = \frac{12}{N(N+1)} \sum_{i=1}^K \frac{R_i^2}{n_i} - 3(N+1)$$

$$2. \quad C = 1 - \frac{\sum T}{N^3 - N}$$

$$3. \quad \sum T = \sum (t_i^3 - t_i)$$

L. Ujian statistik Friedman

$$1. \chi^2_r = \frac{12}{ba(a+1)} \sum_{i=1}^a R_i^2 - 3b(a+1)$$

M. Ujian statistik Wilcoxon

$$1. \mu_T = \frac{n(n+1)}{4}$$

$$2. \sigma_T = \sqrt{\frac{n(n+1)(2n+1)}{24}}$$

$$3. Z = \frac{T - \mu_T}{\sigma_T}$$

N. Ujian statistik Mann - Whitney

$$1. u = n_1 n_2 + \frac{n_1(n_1+1)}{2} - R_1$$

$$2. u' = n_1 n_2 - u$$

O. Ujian Blok Rawak:

$$1. TSS = \sum \sum Y_{ij}^2 - \frac{G^2}{n}$$

$$2. SST = \sum \frac{T_i^2}{b} - \frac{G^2}{n}$$

$$3. SSB = \sum \frac{B_j^2}{t} - \frac{G^2}{n}$$

P. Ujian Segiempat sama Latin

$$1. SST = \sum \frac{T_i^2}{t} - \frac{G^2}{n}$$

$$2. SSR = \sum \frac{R_j^2}{t} - \frac{G^2}{n}$$

$$3. SSC = \sum \frac{C_k^2}{t} - \frac{G^2}{n}$$

Q. Eksperimen Faktoran

$$1. SSA = \sum \frac{A_i^2}{n_A} - \frac{G^2}{n}$$

$$2. SSB = \sum \frac{B_j^2}{n_B} - \frac{G^2}{n}$$

$$3. \sum \frac{(AB)_{ij}^2}{n_{AB}} - SSA - SSB - \frac{G^2}{n} = SSAB$$

R. Ujian Sepenuh rawak:

$$1. SSB = \sum \frac{T_i^2}{n_i} - \frac{G^2}{n}$$

S. Regresi

$$SS_{xx} = \sum x^2 - \frac{(\sum x)^2}{n}$$

$$SS_{xy} = \sum xy - \frac{\sum x \sum y}{n}$$

$$r = \sqrt{\frac{SS_{xx}}{SS_{yy}}} \hat{\beta}_1$$

T. Perbandingan berganda:

$$\text{LSD} = t_{\alpha/2} \sqrt{s_w^2 \left(\frac{1}{n_i} + \frac{1}{n_j} \right)} \quad \text{Wr} = q_{\alpha} (r, v) \sqrt{\frac{sw^2}{n}}$$

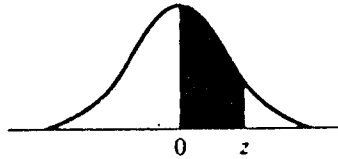
U. Experimen bionomial

$$P(y) = \frac{n!}{y! (n-y)!} p^y q^{n-y}$$

$$\mu = np$$

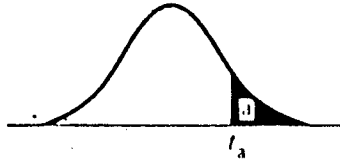
$$\sigma = \sqrt{npq} \quad \sigma_p^{\wedge} = \sqrt{\frac{pq}{n}}$$

JADUAL 1 : Keluasan Kelok Normal



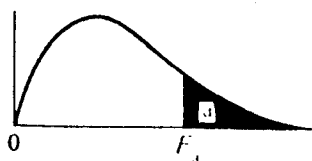
z	.00	.01	.02	.03	.04	.05	.06	.07	.08	.09
0.0	.0000	.0040	.0080	.0120	.0160	.0199	.0239	.0279	.0319	.0359
0.1	.0398	.0438	.0478	.0517	.0557	.0596	.0636	.0675	.0714	.0753
0.2	.0793	.0832	.0871	.0910	.0948	.0987	.1026	.1064	.1103	.1141
0.3	.1179	.1217	.1255	.1293	.1331	.1368	.1406	.1443	.1480	.1517
0.4	.1554	.1591	.1628	.1664	.1700	.1736	.1772	.1808	.1844	.1879
0.5	.1915	.1950	.1985	.2019	.2054	.2088	.2123	.2157	.2190	.2224
0.6	.2257	.2291	.2324	.2357	.2389	.2422	.2454	.2486	.2517	.2549
0.7	.2580	.2611	.2642	.2673	.2704	.2734	.2764	.2794	.2823	.2852
0.8	.2881	.2910	.2939	.2967	.2995	.3023	.3051	.3078	.3106	.3133
0.9	.3159	.3186	.3212	.3238	.3264	.3289	.3315	.3340	.3365	.3389
1.0	.3413	.3438	.3461	.3485	.3508	.3531	.3554	.3577	.3599	.3621
1.1	.3643	.3665	.3686	.3708	.3729	.3749	.3770	.3790	.3810	.3830
1.2	.3849	.3869	.3888	.3907	.3925	.3944	.3962	.3980	.3997	.4015
1.3	.4032	.4049	.4066	.4082	.4099	.4115	.4131	.4147	.4162	.4177
1.4	.4192	.4207	.4222	.4236	.4251	.4265	.4279	.4292	.4306	.4319
1.5	.4332	.4345	.4357	.4370	.4382	.4394	.4406	.4418	.4429	.4441
1.6	.4452	.4463	.4474	.4484	.4495	.4505	.4515	.4525	.4535	.4545
1.7	.4554	.4564	.4573	.4582	.4591	.4599	.4608	.4616	.4625	.4633
1.8	.4641	.4649	.4656	.4664	.4671	.4678	.4686	.4693	.4699	.4706
1.9	.4713	.4719	.4726	.4732	.4738	.4744	.4750	.4756	.4761	.4767
2.0	.4772	.4778	.4783	.4788	.4793	.4798	.4803	.4808	.4812	.4817
2.1	.4821	.4826	.4830	.4834	.4838	.4842	.4846	.4850	.4854	.4857
2.2	.4861	.4864	.4868	.4871	.4875	.4878	.4881	.4884	.4887	.4890
2.3	.4893	.4896	.4898	.4901	.4904	.4906	.4909	.4911	.4913	.4916
2.4	.4918	.4920	.4922	.4925	.4927	.4929	.4931	.4932	.4934	.4936
2.5	.4938	.4940	.4941	.4943	.4945	.4946	.4948	.4949	.4951	.4952
2.6	.4953	.4955	.4956	.4957	.4959	.4960	.4961	.4962	.4963	.4964
2.7	.4965	.4966	.4967	.4968	.4969	.4970	.4971	.4972	.4973	.4974
2.8	.4974	.4975	.4976	.4977	.4977	.4978	.4979	.4979	.4980	.4981
2.9	.4981	.4982	.4982	.4983	.4984	.4984	.4985	.4985	.4986	.4986
3.0	.4987	.4987	.4987	.4988	.4988	.4989	.4989	.4989	.4990	.4990

JADUAL 2 : Titik Peratus Taburan t



df	$\alpha = .10$	$\alpha = .05$	$\alpha = .025$	$\alpha = .010$	$\alpha = .005$
1	3.078	6.314	12.706	31.821	63.657
2	1.886	2.920	4.303	6.965	9.925
3	1.638	2.353	3.182	4.541	5.841
4	1.533	2.132	2.776	3.747	4.604
5	1.476	2.015	2.571	3.365	4.032
6	1.440	1.943	2.447	3.143	3.707
7	1.415	1.895	2.365	2.998	3.499
8	1.397	1.860	2.306	2.896	3.355
9	1.383	1.833	2.262	2.821	3.250
10	1.372	1.812	2.228	2.764	3.169
11	1.363	1.796	2.201	2.718	3.106
12	1.356	1.782	2.179	2.681	3.055
13	1.350	1.771	2.160	2.650	3.012
14	1.345	1.761	2.145	2.624	2.977
15	1.341	1.753	2.131	2.602	2.947
16	1.337	1.746	2.120	2.583	2.921
17	1.333	1.740	2.110	2.567	2.898
18	1.330	1.734	2.101	2.552	2.878
19	1.328	1.729	2.093	2.539	2.861
20	1.325	1.725	2.086	2.528	2.845
21	1.323	1.721	2.080	2.518	2.831
22	1.321	1.717	2.074	2.508	2.819
23	1.319	1.714	2.069	2.500	2.807
24	1.318	1.711	2.064	2.492	2.797
25	1.316	1.708	2.060	2.485	2.787
26	1.315	1.706	2.056	2.479	2.779
27	1.314	1.703	2.052	2.473	2.771
28	1.313	1.701	2.048	2.467	2.763
29	1.311	1.699	2.045	2.462	2.756
inf.	1.282	1.645	1.960	2.326	2.576

JADUAL 3 : Titik Peratus Taburan F



Degrees of freedom ($\alpha = .05$)

$df_1 \backslash df_2$	1	2	3	4	5	6	7	8	9
1	161.4	199.5	215.7	224.6	230.2	234.0	236.8	238.9	240.5
2	18.51	19.00	19.16	19.25	19.30	19.33	19.35	19.37	19.38
3	10.13	9.55	9.28	9.12	9.01	8.94	8.89	8.85	8.81
4	7.71	6.94	6.59	6.39	6.26	6.16	6.09	6.04	6.00
5	6.61	5.79	5.41	5.19	5.05	4.95	4.88	4.82	4.77
6	5.99	5.14	4.76	4.53	4.39	4.28	4.21	4.15	4.10
7	5.59	4.74	4.35	4.12	3.97	3.87	3.79	3.73	3.68
8	5.32	4.46	4.07	3.84	3.69	3.58	3.50	3.44	3.39
9	5.12	4.26	3.86	3.63	3.48	3.37	3.29	3.23	3.18
10	4.96	4.10	3.71	3.48	3.33	3.22	3.14	3.07	3.02
11	4.84	3.98	3.59	3.36	3.20	3.09	3.01	2.95	2.90
12	4.75	3.89	3.49	3.26	3.11	3.00	2.91	2.85	2.80
13	4.67	3.81	3.41	3.18	3.03	2.92	2.83	2.77	2.71
14	4.60	3.74	3.34	3.11	2.96	2.85	2.76	2.70	2.65
15	4.54	3.68	3.29	3.06	2.90	2.79	2.71	2.64	2.59
16	4.49	3.63	3.24	3.01	2.85	2.74	2.66	2.59	2.54
17	4.45	3.59	3.20	2.96	2.81	2.70	2.61	2.55	2.49
18	4.41	3.55	3.16	2.93	2.77	2.66	2.58	2.51	2.46
19	4.38	3.52	3.13	2.90	2.74	2.63	2.54	2.48	2.42
20	4.35	3.49	3.10	2.87	2.71	2.60	2.51	2.45	2.39
21	4.32	3.47	3.07	2.84	2.68	2.57	2.49	2.42	2.37
22	4.30	3.44	3.05	2.82	2.66	2.55	2.46	2.40	2.34
23	4.28	3.42	3.03	2.80	2.64	2.53	2.44	2.37	2.32
24	4.26	3.40	3.01	2.78	2.62	2.51	2.42	2.36	2.30
25	4.24	3.39	2.99	2.76	2.60	2.49	2.40	2.34	2.28
26	4.23	3.37	2.98	2.74	2.59	2.47	2.39	2.32	2.27
27	4.21	3.35	2.96	2.73	2.57	2.46	2.37	2.31	2.25
28	4.20	3.34	2.95	2.71	2.56	2.45	2.36	2.29	2.24
29	4.18	3.33	2.93	2.70	2.55	2.43	2.35	2.28	2.22
30	4.17	3.32	2.92	2.69	2.53	2.42	2.33	2.27	2.21
40	4.08	3.23	2.84	2.61	2.45	2.34	2.25	2.18	2.12
60	4.00	3.15	2.76	2.53	2.37	2.25	2.17	2.10	2.04
120	3.92	3.07	2.68	2.45	2.29	2.17	2.09	2.02	1.96
∞	3.84	3.00	2.60	2.37	2.21	2.10	2.01	1.94	1.88

Jadual 3 : (Sambungan)

10	12	15	20	24	30	40	60	120	∞	df ₁ df ₂
241.9	243.9	245.9	248.0	249.1	250.1	251.1	252.2	253.3	254.3	1
19.40	19.41	19.43	19.45	19.45	19.46	19.47	19.48	19.49	19.50	2
8.79	8.74	8.70	8.66	8.64	8.62	8.59	8.57	8.55	8.53	3
5.96	5.91	5.86	5.80	5.77	5.75	5.72	5.69	5.66	5.63	4
4.74	4.68	4.62	4.56	4.53	4.50	4.46	4.43	4.40	4.36	5
4.06	4.00	3.94	3.87	3.84	3.81	3.77	3.74	3.70	3.67	6
3.64	3.57	3.51	3.44	3.41	3.38	3.34	3.30	3.27	3.23	7
3.35	3.28	3.22	3.15	3.12	3.08	3.04	3.01	2.97	2.93	8
3.14	3.07	3.01	2.94	2.90	2.86	2.83	2.79	2.75	2.71	9
2.98	2.91	2.85	2.77	2.74	2.70	2.66	2.62	2.58	2.54	10
2.85	2.79	2.72	2.65	2.61	2.57	2.53	2.49	2.45	2.40	11
2.75	2.69	2.62	2.54	2.51	2.47	2.43	2.38	2.34	2.30	12
2.67	2.60	2.53	2.46	2.42	2.38	2.34	2.30	2.25	2.21	13
2.60	2.53	2.46	2.39	2.35	2.31	2.27	2.22	2.18	2.13	14
2.54	2.48	2.40	2.33	2.29	2.25	2.20	2.16	2.11	2.07	15
2.49	2.42	2.35	2.28	2.24	2.19	2.15	2.11	2.06	2.01	16
2.45	2.38	2.31	2.23	2.19	2.15	2.10	2.06	2.01	1.96	17
2.41	2.34	2.27	2.19	2.15	2.11	2.06	2.02	1.97	1.92	18
2.38	2.31	2.23	2.16	2.11	2.07	2.03	1.98	1.93	1.88	19
2.35	2.28	2.20	2.12	2.08	2.04	1.99	1.95	1.90	1.84	20
2.32	2.25	2.18	2.10	2.05	2.01	1.96	1.92	1.87	1.81	21
2.30	2.23	2.15	2.07	2.03	1.98	1.94	1.89	1.84	1.78	22
2.27	2.20	2.13	2.05	2.01	1.96	1.91	1.86	1.81	1.76	23
2.25	2.18	2.11	2.03	1.98	1.94	1.89	1.84	1.79	1.73	24
2.24	2.16	2.09	2.01	1.96	1.92	1.87	1.82	1.77	1.71	25
2.22	2.15	2.07	1.99	1.95	1.90	1.85	1.80	1.75	1.69	26
2.20	2.13	2.06	1.97	1.93	1.88	1.84	1.79	1.73	1.67	27
2.19	2.12	2.04	1.96	1.91	1.87	1.82	1.77	1.71	1.65	28
2.18	2.10	2.03	1.94	1.90	1.85	1.81	1.75	1.70	1.64	29
2.16	2.09	2.01	1.93	1.89	1.84	1.79	1.74	1.68	1.62	30
2.08	2.00	1.92	1.84	1.79	1.74	1.69	1.64	1.58	1.51	40
1.99	1.92	1.84	1.75	1.70	1.65	1.59	1.53	1.47	1.39	60
1.91	1.83	1.75	1.66	1.61	1.55	1.50	1.43	1.35	1.25	120
1.83	1.75	1.67	1.57	1.52	1.46	1.39	1.32	1.22	1.00	∞

JADUAL 4 : Titik Peratus Ujian Julat Duncan

r = number of ordered steps between means

Error	df	α	2	3	4	5	6	7	8	9	10	12	14	16	18	20
1	.05	18.0	18.0	18.0	18.0	18.0	18.0	18.0	18.0	18.0	18.0	18.0	18.0	18.0	18.0	18.0
	.01	90.0	90.0	90.0	90.0	90.0	90.0	90.0	90.0	90.0	90.0	90.0	90.0	90.0	90.0	90.0
2	.05	6.09	6.09	6.09	6.09	6.09	6.09	6.09	6.09	6.09	6.09	6.09	6.09	6.09	6.09	6.09
	.01	14.0	14.0	14.0	14.0	14.0	14.0	14.0	14.0	14.0	14.0	14.0	14.0	14.0	14.0	14.0
3	.05	4.50	4.50	4.50	4.50	4.50	4.50	4.50	4.50	4.50	4.50	4.50	4.50	4.50	4.50	4.50
	.01	8.26	8.5	8.6	8.7	8.8	8.9	9.0	9.0	9.0	9.0	9.1	9.2	9.3	9.3	9.3
4	.05	3.93	4.01	4.02	4.02	4.02	4.02	4.02	4.02	4.02	4.02	4.02	4.02	4.02	4.02	4.02
	.01	6.51	6.8	6.9	7.0	7.1	7.1	7.2	7.2	7.3	7.3	7.4	7.4	7.5	7.5	7.5
5	.05	3.64	3.74	3.79	3.83	3.83	3.83	3.83	3.83	3.83	3.83	3.83	3.83	3.83	3.83	3.83
	.01	5.70	5.96	6.11	6.18	6.26	6.33	6.40	6.44	6.5	6.6	6.6	6.7	6.7	6.8	6.8
6	.05	3.46	3.58	3.64	3.68	3.68	3.68	3.68	3.68	3.68	3.68	3.68	3.68	3.68	3.68	3.68
	.01	5.24	5.51	5.65	5.73	5.81	5.88	5.95	6.00	6.0	6.1	6.2	6.2	6.3	6.3	6.3
7	.05	3.35	3.47	3.54	3.58	3.60	3.61	3.61	3.61	3.61	3.61	3.61	3.61	3.61	3.61	3.61
	.01	4.95	5.22	5.37	5.45	5.53	5.61	5.69	5.73	5.8	5.8	5.9	5.9	6.0	6.0	6.0
8	.05	3.26	3.39	3.47	3.52	3.55	3.56	3.56	3.56	3.56	3.56	3.56	3.56	3.56	3.56	3.56
	.01	4.74	5.00	5.14	5.23	5.32	5.40	5.47	5.51	5.5	5.6	5.7	5.7	5.8	5.8	5.8
9	.05	3.20	3.34	3.41	3.47	3.50	3.52	3.52	3.52	3.52	3.52	3.52	3.52	3.52	3.52	3.52
	.01	4.60	4.86	4.99	5.08	5.17	5.25	5.32	5.36	5.4	5.5	5.5	5.6	5.7	5.7	5.7
10	.05	3.15	3.30	3.37	3.43	3.46	3.47	3.47	3.47	3.47	3.47	3.47	3.47	3.47	3.47	3.48
	.01	4.48	4.73	4.88	4.96	5.06	5.13	5.20	5.24	5.28	5.36	5.42	5.48	5.54	5.55	5.55
11	.05	3.11	3.27	3.35	3.39	3.43	3.44	3.45	3.46	3.46	3.46	3.46	3.46	3.46	3.47	3.48
	.01	4.39	4.63	4.77	4.86	4.94	5.01	5.06	5.12	5.15	5.24	5.28	5.34	5.38	5.39	5.39
12	.05	3.08	3.23	3.33	3.36	3.40	3.42	3.44	3.44	3.46	3.46	3.46	3.46	3.46	3.47	3.48
	.01	4.32	4.55	4.68	4.76	4.84	4.92	4.96	5.02	5.07	5.13	5.17	5.22	5.23	5.26	5.26
13	.05	3.06	3.21	3.30	3.35	3.38	3.41	3.42	3.44	3.45	3.45	3.46	3.46	3.46	3.47	3.47
	.01	4.26	4.48	4.62	4.69	4.74	4.84	4.88	4.94	4.98	5.04	5.08	5.13	5.14	5.15	5.15
14	.05	3.03	3.18	3.27	3.33	3.37	3.39	3.41	3.42	3.44	3.45	3.46	3.46	3.46	3.47	3.47
	.01	4.21	4.42	4.55	4.63	4.70	4.78	4.83	4.87	4.91	4.96	5.00	5.04	5.06	5.07	5.07
15	.05	3.01	3.16	3.25	3.31	3.36	3.38	3.40	3.42	3.43	3.44	3.45	3.46	3.46	3.47	3.47
	.01	4.17	4.37	4.50	4.58	4.64	4.72	4.77	4.81	4.84	4.90	4.94	4.97	4.99	5.00	5.00
16	.05	3.00	3.15	3.23	3.30	3.34	3.37	3.39	3.41	3.43	3.44	3.45	3.46	3.46	3.47	3.47
	.01	4.13	4.34	4.45	4.54	4.60	4.67	4.72	4.76	4.79	4.84	4.88	4.91	4.93	4.94	4.94
17	.05	2.98	3.13	3.22	3.28	3.33	3.36	3.38	3.40	3.42	3.44	3.45	3.46	3.46	3.47	3.47
	.01	4.10	4.30	4.41	4.50	4.56	4.63	4.68	4.72	4.75	4.80	4.83	4.86	4.88	4.89	4.89
18	.05	2.97	3.12	3.21	3.27	3.32	3.35	3.37	3.39	3.41	3.43	3.45	3.46	3.46	3.47	3.47
	.01	4.07	4.27	4.38	4.46	4.53	4.59	4.64	4.68	4.71	4.76	4.79	4.82	4.84	4.85	4.85
19	.05	2.96	3.11	3.19	3.26	3.31	3.35	3.37	3.39	3.41	3.43	3.44	3.46	3.46	3.47	3.47
	.01	4.05	4.24	4.35	4.43	4.50	4.56	4.61	4.64	4.67	4.72	4.76	4.79	4.81	4.82	4.82
20	.05	2.95	3.10	3.18	3.25	3.30	3.34	3.36	3.38	3.40	3.43	3.44	3.46	3.46	3.47	3.47
	.01	4.02	4.22	4.33	4.40	4.47	4.53	4.58	4.61	4.65	4.69	4.73	4.76	4.78	4.79	4.79
22	.05	2.93	3.08	3.17	3.24	3.29	3.32	3.35	3.37	3.39	3.42	3.44	3.45	3.46	3.46	3.47
	.01	3.99	4.17	4.28	4.36	4.42	4.48	4.53	4.57	4.60	4.65	4.68	4.71	4.74	4.75	4.75
24	.05	2.92	3.07	3.15	3.22	3.28	3.31	3.34	3.37	3.38	3.41	3.44	3.45	3.46	3.46	3.47
	.01	3.96	4.14	4.24	4.33	4.39	4.44	4.49	4.53	4.57	4.62	4.64	4.67	4.70	4.72	4.72
26	.05	2.91	3.06	3.14	3.21	3.27	3.30	3.34	3.36	3.38	3.41	3.43	3.45	3.46	3.46	3.47
	.01	3.93	4.11	4.21	4.30	4.36	4.41	4.46	4.50	4.53	4.58	4.62	4.65	4.67	4.69	4.69
28	.05	2.90	3.04	3.13	3.20	3.26	3.30	3.33	3.35	3.37	3.40	3.43	3.45	3.46	3.46	3.47
	.01	3.91	4.08	4.18	4.28	4.34	4.39	4.43	4.47	4.51	4.56	4.60	4.62	4.65	4.67	4.67
30	.05	2.89	3.04	3.12	3.20	3.25	3.29	3.32	3.35	3.37	3.40	3.43	3.44	3.46	3.46	3.47
	.01	3.89	4.06	4.16	4.22	4.32	4.36	4.41	4.45	4.48	4.54	4.58	4.61	4.63	4.65	4.65
40	.05	2.86	3.01	3.10	3.17	3.22	3.27	3.30	3.33	3.35	3.39	3.42	3.44	3.46	3.46	3.47
	.01	3.82	3.99	4.10	4.17	4.24	4.30	4.34	4.37	4.41	4.46	4.51	4.54	4.57	4.59	4.59
60	.05	2.83	2.98	3.08	3.14	3.20	3.24	3.28	3.31	3.33	3.37	3.40	3.43	3.45	3.45	3.47
	.01	3.76	3.92	4.03	4.12	4.17	4.23	4.27	4.31	4.34	4.39	4.44	4.47	4.50	4.53	4.53
100	.05	2.80	2.95	3.05	3.12	3.18	3.22	3.26	3.29	3.32	3.36	3.40	3.42	3.45	3.47	3.47
	.01	3.71	3.86	3.93	4.06	4.11	4.17	4.21	4.25	4.29	4.35	4.38	4.42	4.45	4.48	4.48
∞	.05	2.77	2.92	3.02	3.09	3.15	3.19	3.23	3.26	3.29	3.34	3.38	3.41	3.44	3.47	3.47
	.01	3.64	3.80	3.90	3.98	4.04	4.09	4.14	4.17	4.20	4.26	4.31	4.34	4.38	4.41	4.41

(BOO 284/4)

JADUAL 5 : Nilai Genting Ujian Pangkat Bertanda Wilcoxon

n = 5(1)50

One-sided	Two-sided	n = 5	n = 6	n = 7	n = 8	n = 9	n = 10	n = 11	n = 12	n = 13	n = 14	n = 15	n = 16
.05	.10	1	2	4	6	8	11	14	17	21	26	30	36
.025	.05		1	2	4	6	8	11	14	17	21	25	30
.01	.02			0	2	3	5	7	10	13	16	20	24
.005	.01				0	2	3	5	7	10	13	16	19
		n = 17	n = 18	n = 19	n = 20	n = 21	n = 22	n = 23	n = 24	n = 25	n = 26	n = 27	n = 28
.05	.10	41	47	54	60	68	75	83	92	101	110	120	130
.025	.05	35	40	46	52	59	66	73	81	90	98	107	117
.01	.02	28	33	38	43	49	56	62	69	77	85	93	102
.005	.01	23	28	32	37	43	49	55	61	68	76	84	92
		n = 29	n = 30	n = 31	n = 32	n = 33	n = 34	n = 35	n = 36	n = 37	n = 38	n = 39	
.05	.10	141	152	163	175	188	201	214	228	242	256	271	
.025	.05	127	137	148	159	171	183	195	208	222	235	250	
.01	.02	111	120	130	141	151	162	174	186	198	211	224	
.005	.01	100	109	118	128	138	149	160	171	183	195	208	
		n = 40	n = 41	n = 42	n = 43	n = 44	n = 45	n = 46	n = 47	n = 48	n = 49	n = 50	
.05	.10	287	303	319	336	353	371	389	408	427	446	466	
.025	.05	264	279	295	311	327	344	361	379	397	415	434	
.01	.02	238	252	267	281	297	313	329	345	362	380	398	
.005	.01	221	234	248	262	277	292	307	323	339	356	373	

.../17

(BOO 284/4)

JADUAL 6 : Nilai Genting bagi Ujian Kruskal - Wallis

n_1	n_2	n_3	$\alpha = 0.10$	0.05	0.01	n_1	n_2	n_3	$\alpha = 0.10$	0.05	0.01
3	2	1	4.286			5	2	1	4.200	5.000	
3	2	2	4.500	4.714		5	2	2	4.373	5.160	6.533
3	3	1	4.571	5.143		5	3	1	4.018	4.960	
3	3	2	4.556	5.361		5	3	2	4.651	5.251	6.909
3	3	3	4.622	5.600	7.200	5	3	3	4.533	5.648	7.079
4	2	1	4.500			5	4	1	3.987	4.986	6.954
4	2	2	4.458	5.333		5	4	2	4.541	5.273	7.204
4	3	1	4.056	5.208		5	4	3	4.549	5.656	7.445
4	3	2	4.511	5.444	6.444	5	4	4	4.619	5.657	7.760
4	3	3	4.709	5.727	6.746	5	5	1	4.109	5.127	7.309
4	4	1	4.167	4.967	6.667	5	5	2	4.623	5.338	7.338
4	4	2	4.554	5.455	7.036	5	5	3	5.545	5.705	7.578
4	4	3	4.546	5.598	7.144	5	5	4	4.523	5.666	7.823
4	4	4	4.654	5.692	7.654	5	5	5	4.560	5.780	8.000

.../18

JADUAL 7 Titik Peratus Taburan Chi-Gandadua

$\alpha = .10$	$\alpha = .05$	$\alpha = .025$	$\alpha = .010$	$\alpha = .005$	df
2.70554	3.84146	5.02389	6.63490	7.87944	1
4.60517	5.99147	7.37776	9.21034	10.5966	2
6.25139	7.81473	9.34840	11.3449	12.8381	3
7.77944	9.48773	11.1433	13.2767	14.8602	4
9.23635	11.0705	12.8325	15.0863	16.7496	5
10.6446	12.5916	14.4494	16.8119	18.5476	6
12.0170	14.0671	16.0128	18.4753	20.2777	7
13.3616	15.5073	17.5346	20.0902	21.9550	8
14.6837	16.9190	19.0228	21.6660	23.5893	9
15.9871	18.3070	20.4831	23.2093	25.1882	10
17.2750	19.6751	21.9200	24.7250	26.7569	11
18.5494	21.0261	23.3367	26.2170	28.2995	12
19.8119	22.3621	24.7356	27.6883	29.8194	13
21.0642	23.6848	26.1190	29.1413	31.3193	14
22.3072	24.9958	27.4884	30.5779	32.8013	15
23.5418	26.2962	28.8454	31.9999	34.2672	16
24.7690	27.5871	30.1910	33.4087	35.7185	17
25.9894	28.8693	31.5264	34.8053	37.1564	18
27.2036	30.1435	32.8523	36.1908	38.5822	19
28.4120	31.4104	34.1696	37.5662	39.9968	20
29.6151	32.6705	35.4789	38.9321	41.4010	21
30.8133	33.9244	36.7807	40.2894	42.7956	22
32.0069	35.1725	38.0757	41.6384	44.1813	23
33.1963	36.4151	39.3641	42.9798	45.5585	24
34.3816	37.6525	40.6465	44.3141	46.9278	25
35.5631	38.8852	41.9232	45.6417	48.2899	26
36.7412	40.1133	43.1944	46.9630	49.6449	27
37.9159	41.3372	44.4607	48.2782	50.9933	28
39.0875	42.5569	45.7222	49.5879	52.3356	29
40.2560	43.7729	46.9792	50.8922	53.6720	30
51.8050	55.7585	59.3417	63.6907	66.7659	40
63.1671	67.5048	71.4202	76.1539	79.4900	50
74.3970	79.0819	83.2976	88.3794	91.9517	60
85.5271	90.5312	95.0231	100.425	104.215	70
96.5782	101.879	106.629	112.329	116.321	80
107.565	113.145	118.136	124.116	128.299	90
118.498	124.342	129.561	135.807	140.169	100

- oooOoooo -