

UNIVERSITI SAINS MALAYSIA

Peperiksaan Semester Kedua
Sidang 1988/1989

Mac/April 1989

BOO 284/4 Biostatistik

Masa: [3 jam]

Jawab LIMA daripada ENAM soalan.

Tiap-tiap soalan bernilai 20 markah.

1. Data berikut merupakan data tekanan darah sistoli bagi 10 wanita yang telah dipilih mengikut umur.

Umur	Sistoli	Umur	Sistoli
42	130	65	140
46	115	53	140
71	100	55	144
80	156	76	158
85	162	60	146

- (a) Apakah jenis pertalian di antara umur dan sistoli? Kenapa?
- (b) Di antara umur dan sistoli, yang manakah dianggap faktor bersandar? Kenapa?
- (c) Tunjukkan pertalian di antara kedua-dua faktor ini dalam bentuk satu persamaan.
- (d) Berapa kuatkah pertalian di antara 2 faktor ini?
- (e) Berapakah anggaran nilai tekanan sistoli bagi seorang ibu yang berumur 63 tahun?

(20 markah)

.../3

2. Stesen MARDI di Bumbung Lima, Seberang Perai ingin membuat bandingan hasil daripada 3 jenis padi. Oleh kerana penyelidik di situ meraskan hasil daripada satu sawah akan berbeza daripada sawah yang lain disebabkan oleh keadaan fizikal sawah itu sendiri, mereka membahagikan setiap daripada 7 sawah yang dikaji kepada 3 plot yang sama, setiap plot ditanam dengan satu jenis padi. Dengan itu ketiga-tiga jenis padi tadi ditanam dalam setiap sawah. Pemilihan plot telah dijalankan secara rawak. Hasil padi yang didapati (dalam kiraan kg) adalah seperti berikut:-

Jenis padi	Sawah						
	1	2	3	4	5	6	7
A	48.2	44.6	49.7	40.5	50.6	47.1	51.4
B	41.5	40.1	44.0	41.2	49.8	41.7	46.8
C	50.2	47.9	49.2	45.5	51.0	48.3	51.4

Dengan andaian data ini bertabur secara normal, jalankan ujian statistik untuk menentukan sama ada hasil 3 jenis padi ini sama atau berbeza.

(20 markah)

3. Satu kajian telah dijalankan bagi menentukan kesan bahan buangan loji perindustrian ke atas ikan yang mendiami sungai yang dicemar oleh bahan tersebut. Variabel yang berkenaan ialah kandungan raksa (ug/g berat basah tisu ikan). Sampel ikan diperolehi daripada

.../4

- 4 -

4 kawasan sungai seperti berikut:-

- (i) 5.5 km sebelum loji
- (ii) 3.7 km selepas loji
- (iii) 21 km selepas loji
- (iv) 133 km selepas loji

Data yang dikumpulkan:-

Kawasan				
1	2	3	4	
0.45	1.64	1.56	0.65	
0.35	1.67	1.55	0.59	
0.32	1.85	1.69	0.69	
0.68	1.57	1.67	0.62	
0.53	1.59	1.61	0.70	
0.34	1.61	1.68	0.64	
0.61	1.53	1.65	0.81	
0.42	1.40	1.59	0.58	
0.55	-	1.75	0.53	
0.53	-	-	0.75	

- (a) Dengan menggunakan kaedah nonparameter, jalankan ujian statistik untuk menguji hipotesis nul yang kandungan raksa adalah sama bagi keempat-empat kawasan.
- (b) Apakah kebaikan dan kelemahan ujian nonparameter?

(20 markah)

.../5

4. (a) Jika terdapat 500 orang ibu yang akan melahirkan anak, apakah kemungkinan yang 240 atau kurang anak lelaki dilahirkan?
- (b) Anda mempunyai 5 pokok rambutan. Anda menggunakan sejenis baja yang boleh meningkatkan hasil buah rambutan, malangnya baja ini akan mengakibatkan penyakit bagi 10% pokok yang menggunakannya. Apakah kemungkinan satu daripada 5 pokok rambutan anda akan dihinggap penyakit?
- (c) Apa yang anda faham dengan istilah reka bentuk Segiempat Sama Latin? Huraikan dengan satu contoh dengan menunjukkan susunan data yang akan dikumpulkan.
- (20 markah)

5. Kesan Benzedrin terhadap kadar denyutan jantung 10 ekor anjing telah dikaji. Dalam kajian ini, setiap anjing dijadikan kawalannya sendiri. Pada permulaan ujian, 5 ekor anjing diberi Benzedrin dan 5 ekor lagi diberi plasebo. Selepas 2 jam, kadar denyutan jantung anjing tadi telah direkodkan. Selepas 2 minggu ujian diulang lagi. Kali ini 5 anjing yang telah diberi Benzedrin pada kali pertamanya, diberi plasebo dan sebaliknya, anjing yang pada mulanya diberi plasebo kali ini diberi Benzedrin. Kadar denyutan jantung yang direkodkan adalah seperti berikut:-

Anjing	1	2	3	4	5	6	7	8	9	10
Benzedrin	313	305	293	320	308	319	305	280	278	268
Plasebo	309	306	286	310	298	301	296	293	272	266

Jalankan ujian statistik untuk menunjukkan bahawa benzedrin memberi kesan peningkatan kadar denyutan jantung. Gunakan kedua-dua kaedah parameter dan nonparameter.

(20 markah)

.../6

6. Min berat badan bagi 5 ekor anak ayam daripada 6 penternak adalah seperti berikut:

Penternak	1	2	3	4	5	6
Berat Ayam	487	467	509	619	512	591

Setelah kiraan statistik dijalankan keputusan berikut didapati:-

Sumber	SS	df
Penternak	47,630	5
Blok	29,479	4
Ralat	46,408	20

Bezakan min keenam-enam berat anak ayam ini.

(20 markah)

.../7

FORMULA YANG MUNGKIN DIPERLUKAN

A.
$$z = \frac{\bar{y} - u_0}{\sigma_{\bar{y}}}$$

B.
$$t = \frac{(\bar{y}_1 - \bar{y}_2)}{\frac{s}{\sqrt{(1/n_1) + (1/n_2)}}$$

C.
$$t = \frac{(\bar{y}_1 - \bar{y}_2)}{\sqrt{(s_1^2/n_1) + (s_2^2/n_2)}}$$

D.
$$z = \frac{y - 0.5n}{\sqrt{0.25n}}$$

E.
$$t = \frac{\bar{d}}{s_d/\sqrt{n}}$$

F.
$$t' = \frac{\bar{y}_1 - \bar{y}_2}{\sqrt{(s_1^2/n_1) + (s_2^2/n_2)}}$$

G.
$$|t'| = \frac{(t_1 s_1^2/n_1) + (t_2 s_2^2/n_2)}{(s_1^2/n_1) + (s_2^2/n_2)}$$

H. Ujian statistik Kruskal - Wallis

1.
$$H = \frac{12}{N(N+1)} \sum_{i=1}^K \frac{R_i^2}{n_i} - 3(N+1)$$

2.
$$C = 1 - \frac{\Sigma T}{N^3 - N}$$

3.
$$\Sigma T = \Sigma (t_i^3 - t_i)$$

I. Ujian statistik Friedman

$$1. \chi_r^2 = \frac{12}{ba(a+1)} \sum_{i=1}^a R_i^2 - 3b(a+1)$$

J. Ujian statistik Wilcoxon

$$1. \mu_T = \frac{n(n+1)}{4}$$

$$2. \sigma_T = \sqrt{\frac{n(n+1)(2n+1)}{24}}$$

$$3. Z = \frac{T - \mu_T}{\sigma_T}$$

K. Ujian statistik Mann - Whitney

$$1. u = n_1 n_2 + \frac{n_1(n_1+1)}{2} - R_1$$

$$2. u' = n_1 n_2 - u$$

L. Ujian Blok Rawak:

$$1. TSS = \sum \sum Y_{ij}^2 - \frac{G^2}{n}$$

$$2. SST = \sum \frac{T_i^2}{b} - \frac{G^2}{n}$$

$$3. SSB = \sum \frac{B_j^2}{t} - \frac{G^2}{n}$$

M. Ujian Segiempat sama Latin

$$1. SST = \sum_t \frac{T_i^2}{t} - \frac{G^2}{n}$$

$$2. SSR = \sum_t \frac{R_j^2}{t} - \frac{G^2}{n}$$

$$3. SSC = \sum_t \frac{C_k^2}{t} - \frac{G^2}{n}$$

N. Eksperimen Faktoran

$$1. SSA = \sum \frac{A_i^2}{n_A} - \frac{G^2}{n}$$

$$2. SSB = \sum \frac{B_j^2}{n_B} - \frac{G^2}{n}$$

$$3. \sum \frac{(AB)_{ij}^2}{nAB} - SSA - SSB - \frac{G^2}{n} = SSAB$$

O. Ujian Sepenuh rawak:

$$1. SSB = \sum \frac{T_i^2}{n_i} - \frac{G^2}{n}$$

P Regresi

$$SS_{xx} = \sum x^2 - \frac{(\sum x)^2}{n}$$

$$SS_{xy} = \sum xy - \frac{\sum x \sum y}{n}$$

$$r = \frac{\sqrt{SS_{xx}}}{\sqrt{SS_{yy}}} \hat{\beta}_1$$

33

Q. Perbandingan berganda:

$$\text{LSD} = t_{\alpha/2} \sqrt{s_w^2 \left(\frac{1}{n_i} + \frac{1}{n_j} \right)} \quad W_r = q_{\alpha} (r, v) \sqrt{\frac{sw^2}{n}}$$

R. Experimen bionomial

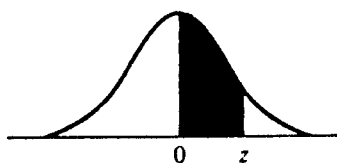
$$P(y) = \frac{n!}{y! (n-y)!} p^y q^{n-y}$$

$$\mu = np$$

$$\sigma = \sqrt{npq} \quad \hat{\sigma}_p = \sqrt{\frac{pq}{n}}$$

.../11

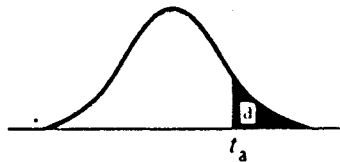
JADUAL 1 : Keluasan Kelok Normal



z	.00	.01	.02	.03	.04	.05	.06	.07	.08	.09
0.0	.0000	.0040	.0080	.0120	.0160	.0199	.0239	.0279	.0319	.0359
0.1	.0398	.0438	.0478	.0517	.0557	.0596	.0636	.0675	.0714	.0753
0.2	.0793	.0832	.0871	.0910	.0948	.0987	.1026	.1064	.1103	.1141
0.3	.1179	.1217	.1255	.1293	.1331	.1368	.1406	.1443	.1480	.1517
0.4	.1554	.1591	.1628	.1664	.1700	.1736	.1772	.1808	.1844	.1879
0.5	.1915	.1950	.1985	.2019	.2054	.2088	.2123	.2157	.2190	.2224
0.6	.2257	.2291	.2324	.2357	.2389	.2422	.2454	.2486	.2517	.2549
0.7	.2580	.2611	.2642	.2673	.2704	.2734	.2764	.2794	.2823	.2852
0.8	.2881	.2910	.2939	.2967	.2995	.3023	.3051	.3078	.3106	.3133
0.9	.3159	.3186	.3212	.3238	.3264	.3289	.3315	.3340	.3365	.3389
1.0	.3413	.3438	.3461	.3485	.3508	.3531	.3554	.3577	.3599	.3621
1.1	.3643	.3665	.3686	.3708	.3729	.3749	.3770	.3790	.3810	.3830
1.2	.3849	.3869	.3888	.3907	.3925	.3944	.3962	.3980	.3997	.4015
1.3	.4032	.4049	.4066	.4082	.4099	.4115	.4131	.4147	.4162	.4177
1.4	.4192	.4207	.4222	.4236	.4251	.4265	.4279	.4292	.4306	.4319
1.5	.4332	.4345	.4357	.4370	.4382	.4394	.4406	.4418	.4429	.4441
1.6	.4452	.4463	.4474	.4484	.4495	.4505	.4515	.4525	.4535	.4545
1.7	.4554	.4564	.4573	.4582	.4591	.4599	.4608	.4616	.4625	.4633
1.8	.4641	.4649	.4656	.4664	.4671	.4678	.4686	.4693	.4699	.4706
1.9	.4713	.4719	.4726	.4732	.4738	.4744	.4750	.4756	.4761	.4767
2.0	.4772	.4778	.4783	.4788	.4793	.4798	.4803	.4808	.4812	.4817
2.1	.4821	.4826	.4830	.4834	.4838	.4842	.4846	.4850	.4854	.4857
2.2	.4861	.4864	.4868	.4871	.4875	.4878	.4881	.4884	.4887	.4890
2.3	.4893	.4896	.4898	.4901	.4904	.4906	.4909	.4911	.4913	.4916
2.4	.4918	.4920	.4922	.4925	.4927	.4929	.4931	.4932	.4934	.4936
2.5	.4938	.4940	.4941	.4943	.4945	.4946	.4948	.4949	.4951	.4952
2.6	.4953	.4955	.4956	.4957	.4959	.4960	.4961	.4962	.4963	.4964
2.7	.4965	.4966	.4967	.4968	.4969	.4970	.4971	.4972	.4973	.4974
2.8	.4974	.4975	.4976	.4977	.4977	.4978	.4979	.4979	.4980	.4981
2.9	.4981	.4982	.4982	.4983	.4984	.4984	.4985	.4985	.4986	.4986
3.0	.4987	.4987	.4987	.4988	.4988	.4989	.4989	.4989	.4990	.4990

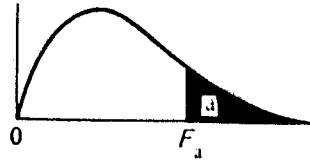
.../12

JADUAL 2 : Titik Peratus Taburan t



df	a = .10	a = .05	a = .025	a = .010	a = .005
1	3.078	6.314	12.706	31.821	63.657
2	1.886	2.920	4.303	6.965	9.925
3	1.638	2.353	3.182	4.541	5.841
4	1.533	2.132	2.776	3.747	4.604
5	1.476	2.015	2.571	3.365	4.032
6	1.440	1.943	2.447	3.143	3.707
7	1.415	1.895	2.365	2.998	3.499
8	1.397	1.860	2.306	2.896	3.355
9	1.383	1.833	2.262	2.821	3.250
10	1.372	1.812	2.228	2.764	3.169
11	1.363	1.796	2.201	2.718	3.106
12	1.356	1.782	2.179	2.681	3.055
13	1.350	1.771	2.160	2.650	3.012
14	1.345	1.761	2.145	2.624	2.977
15	1.341	1.753	2.131	2.602	2.947
16	1.337	1.746	2.120	2.583	2.921
17	1.333	1.740	2.110	2.567	2.898
18	1.330	1.734	2.101	2.552	2.878
19	1.328	1.729	2.093	2.539	2.861
20	1.325	1.725	2.086	2.528	2.845
21	1.323	1.721	2.080	2.518	2.831
22	1.321	1.717	2.074	2.508	2.819
23	1.319	1.714	2.069	2.500	2.807
24	1.318	1.711	2.064	2.492	2.797
25	1.316	1.708	2.060	2.485	2.787
26	1.315	1.706	2.056	2.479	2.779
27	1.314	1.703	2.052	2.473	2.771
28	1.313	1.701	2.048	2.467	2.763
29	1.311	1.699	2.045	2.462	2.756
inf.	1.282	1.645	1.960	2.326	2.576

JADUAL 3 : Titik Peratus Taburan F



Degrees of freedom

($\alpha = .05$)

$\frac{df_1}{df_2}$	1	2	3	4	5	6	7	8	9
1	161.4	199.5	215.7	224.6	230.2	234.0	236.8	238.9	240.5
2	18.51	19.00	19.16	19.25	19.30	19.33	19.35	19.37	19.38
3	10.13	9.55	9.28	9.12	9.01	8.94	8.89	8.85	8.81
4	7.71	6.94	6.59	6.39	6.26	6.16	6.09	6.04	6.00
5	6.61	5.79	5.41	5.19	5.05	4.95	4.88	4.82	4.77
6	5.99	5.14	4.76	4.53	4.39	4.28	4.21	4.15	4.10
7	5.59	4.74	4.35	4.12	3.97	3.87	3.79	3.73	3.68
8	5.32	4.46	4.07	3.84	3.69	3.58	3.50	3.44	3.39
9	5.12	4.26	3.86	3.63	3.48	3.37	3.29	3.23	3.18
10	4.96	4.10	3.71	3.48	3.33	3.22	3.14	3.07	3.02
11	4.84	3.98	3.59	3.36	3.20	3.09	3.01	2.95	2.90
12	4.75	3.89	3.49	3.26	3.11	3.00	2.91	2.85	2.80
13	4.67	3.81	3.41	3.18	3.03	2.92	2.83	2.77	2.71
14	4.60	3.74	3.34	3.11	2.96	2.85	2.76	2.70	2.65
15	4.54	3.68	3.29	3.06	2.90	2.79	2.71	2.64	2.59
16	4.49	3.63	3.24	3.01	2.85	2.74	2.66	2.59	2.54
17	4.45	3.59	3.20	2.96	2.81	2.70	2.61	2.55	2.49
18	4.41	3.55	3.16	2.93	2.77	2.66	2.58	2.51	2.46
19	4.38	3.52	3.13	2.90	2.74	2.63	2.54	2.48	2.42
20	4.35	3.49	3.10	2.87	2.71	2.60	2.51	2.45	2.39
21	4.32	3.47	3.07	2.84	2.68	2.57	2.49	2.42	2.37
22	4.30	3.44	3.05	2.82	2.66	2.55	2.46	2.40	2.34
23	4.28	3.42	3.03	2.80	2.64	2.53	2.44	2.37	2.32
24	4.26	3.40	3.01	2.78	2.62	2.51	2.42	2.36	2.30
25	4.24	3.39	2.99	2.76	2.60	2.49	2.40	2.34	2.28
26	4.23	3.37	2.98	2.74	2.59	2.47	2.39	2.32	2.27
27	4.21	3.35	2.96	2.73	2.57	2.46	2.37	2.31	2.25
28	4.20	3.34	2.95	2.71	2.56	2.45	2.36	2.29	2.24
29	4.18	3.33	2.93	2.70	2.55	2.43	2.35	2.28	2.22
30	4.17	3.32	2.92	2.69	2.53	2.42	2.33	2.27	2.21
40	4.08	3.23	2.84	2.61	2.45	2.34	2.25	2.18	2.12
60	4.00	3.15	2.76	2.53	2.37	2.25	2.17	2.10	2.04
120	3.92	3.07	2.68	2.45	2.29	2.17	2.09	2.02	1.96
∞	3.84	3.00	2.60	2.37	2.21	2.10	2.01	1.94	1.88

Jadual 3 : (Sambungan)

10	12	15	20	24	30	40	60	120	∞	$df_1 \backslash df_2$
241.9	243.9	245.9	248.0	249.1	250.1	251.1	252.2	253.3	254.3	1
19.40	19.41	19.43	19.45	19.45	19.46	19.47	19.48	19.49	19.50	2
8.79	8.74	8.70	8.66	8.64	8.62	8.59	8.57	8.55	8.53	3
5.96	5.91	5.86	5.80	5.77	5.75	5.72	5.69	5.66	5.63	4
4.74	4.68	4.62	4.56	4.53	4.50	4.46	4.43	4.40	4.36	5
4.06	4.00	3.94	3.87	3.84	3.81	3.77	3.74	3.70	3.67	6
3.64	3.57	3.51	3.44	3.41	3.38	3.34	3.30	3.27	3.23	7
3.35	3.28	3.22	3.15	3.12	3.08	3.04	3.01	2.97	2.93	8
3.14	3.07	3.01	2.94	2.90	2.86	2.83	2.79	2.75	2.71	9
2.98	2.91	2.85	2.77	2.74	2.70	2.66	2.62	2.58	2.54	10
2.85	2.79	2.72	2.65	2.61	2.57	2.53	2.49	2.45	2.40	11
2.75	2.69	2.62	2.54	2.51	2.47	2.43	2.38	2.34	2.30	12
2.67	2.60	2.53	2.46	2.42	2.38	2.34	2.30	2.25	2.21	13
2.60	2.53	2.46	2.39	2.35	2.31	2.27	2.22	2.18	2.13	14
2.54	2.48	2.40	2.33	2.29	2.25	2.20	2.16	2.11	2.07	15
2.49	2.42	2.35	2.28	2.24	2.19	2.15	2.11	2.06	2.01	16
2.45	2.38	2.31	2.23	2.19	2.15	2.10	2.06	2.01	1.96	17
2.41	2.34	2.27	2.19	2.15	2.11	2.06	2.02	1.97	1.92	18
2.38	2.31	2.23	2.16	2.11	2.07	2.03	1.98	1.93	1.88	19
2.35	2.28	2.20	2.12	2.08	2.04	1.99	1.95	1.90	1.84	20
2.32	2.25	2.18	2.10	2.05	2.01	1.96	1.92	1.87	1.81	21
2.30	2.23	2.15	2.07	2.03	1.98	1.94	1.89	1.84	1.78	22
2.27	2.20	2.13	2.05	2.01	1.96	1.91	1.86	1.81	1.76	23
2.25	2.18	2.11	2.03	1.98	1.94	1.89	1.84	1.79	1.73	24
2.24	2.16	2.09	2.01	1.96	1.92	1.87	1.82	1.77	1.71	25
2.22	2.15	2.07	1.99	1.95	1.90	1.85	1.80	1.75	1.69	26
2.20	2.13	2.06	1.97	1.93	1.88	1.84	1.79	1.73	1.67	27
2.19	2.12	2.04	1.96	1.91	1.87	1.82	1.77	1.71	1.65	28
2.18	2.10	2.03	1.94	1.90	1.85	1.81	1.75	1.70	1.64	29
2.16	2.09	2.01	1.93	1.89	1.84	1.79	1.74	1.68	1.62	30
2.08	2.00	1.92	1.84	1.79	1.74	1.69	1.64	1.58	1.51	40
1.99	1.92	1.84	1.75	1.70	1.65	1.59	1.53	1.47	1.39	60
1.91	1.83	1.75	1.66	1.61	1.55	1.50	1.43	1.35	1.25	120
1.83	1.75	1.67	1.57	1.52	1.46	1.39	1.32	1.22	1.00	∞

JADUAL 4 : Titik Peratus Ujian Julat Duncan

r = number of ordered steps between means

Error	df	α	2	3	4	5	6	7	8	9	10	12	14	16	18	20
	1	.05	18.0	18.0	18.0	18.0	18.0	18.0	18.0	18.0	18.0	18.0	18.0	18.0	18.0	18.0
		.01	90.0	90.0	90.0	90.0	90.0	90.0	90.0	90.0	90.0	90.0	90.0	90.0	90.0	90.0
	2	.05	6.09	6.09	6.09	6.09	6.09	6.09	6.09	6.09	6.09	6.09	6.09	6.09	6.09	6.09
		.01	14.0	14.0	14.0	14.0	14.0	14.0	14.0	14.0	14.0	14.0	14.0	14.0	14.0	14.0
	3	.05	4.50	4.50	4.50	4.50	4.50	4.50	4.50	4.50	4.50	4.50	4.50	4.50	4.50	4.50
		.01	8.26	8.5	8.6	8.7	8.8	8.9	9.0	9.0	9.0	9.1	9.2	9.3	9.3	9.3
	4	.05	3.93	4.01	4.02	4.02	4.02	4.02	4.02	4.02	4.02	4.02	4.02	4.02	4.02	4.02
		.01	6.51	6.8	6.9	7.0	7.1	7.1	7.2	7.2	7.3	7.3	7.4	7.4	7.5	7.5
	5	.05	3.64	3.74	3.79	3.83	3.83	3.83	3.83	3.83	3.83	3.83	3.83	3.83	3.83	3.83
		.01	5.70	5.96	6.11	6.18	6.26	6.33	6.40	6.44	6.5	6.6	6.6	6.7	6.7	6.8
	6	.05	3.46	3.58	3.64	3.68	3.68	3.68	3.68	3.68	3.68	3.68	3.68	3.68	3.68	3.68
		.01	5.24	5.51	5.65	5.73	5.81	5.88	5.95	6.00	6.0	6.1	6.2	6.2	6.3	6.3
	7	.05	3.35	3.47	3.54	3.58	3.60	3.61	3.61	3.61	3.61	3.61	3.61	3.61	3.61	3.61
		.01	4.95	5.22	5.37	5.45	5.53	5.61	5.69	5.73	5.8	5.8	5.9	5.9	6.0	6.0
	8	.05	3.26	3.39	3.47	3.52	3.55	3.56	3.56	3.56	3.56	3.56	3.56	3.56	3.56	3.56
		.01	4.74	5.00	5.14	5.23	5.32	5.40	5.47	5.51	5.5	5.6	5.7	5.7	5.8	5.8
	9	.05	3.20	3.34	3.41	3.47	3.50	3.52	3.52	3.52	3.52	3.52	3.52	3.52	3.52	3.52
		.01	4.60	4.86	4.99	5.08	5.17	5.25	5.32	5.36	5.4	5.5	5.5	5.6	5.7	5.7
	10	.05	3.15	3.30	3.37	3.43	3.46	3.47	3.47	3.47	3.47	3.47	3.47	3.47	3.47	3.48
		.01	4.48	4.73	4.88	4.96	5.06	5.13	5.20	5.24	5.28	5.36	5.42	5.48	5.54	5.55
	11	.05	3.11	3.27	3.35	3.39	3.43	3.44	3.45	3.46	3.46	3.46	3.46	3.46	3.47	3.48
		.01	4.39	4.63	4.77	4.86	4.94	5.01	5.06	5.12	5.15	5.24	5.28	5.34	5.38	5.39
	12	.05	3.08	3.23	3.33	3.36	3.40	3.42	3.44	3.44	3.46	3.46	3.46	3.46	3.47	3.48
		.01	4.32	4.55	4.68	4.76	4.84	4.92	4.96	5.02	5.07	5.13	5.17	5.22	5.23	5.26
	13	.05	3.06	3.21	3.30	3.35	3.38	3.41	3.42	3.44	3.45	3.45	3.46	3.46	3.47	3.47
		.01	4.26	4.48	4.62	4.69	4.74	4.84	4.88	4.94	4.98	5.04	5.08	5.13	5.14	5.15
	14	.05	3.03	3.18	3.27	3.33	3.37	3.39	3.41	3.42	3.44	3.45	3.46	3.46	3.47	3.47
		.01	4.21	4.42	4.55	4.63	4.70	4.78	4.83	4.87	4.91	4.96	5.00	5.04	5.06	5.07
	15	.05	3.01	3.16	3.25	3.31	3.36	3.38	3.40	3.42	3.43	3.44	3.45	3.46	3.47	3.47
		.01	4.17	4.37	4.50	4.58	4.64	4.72	4.77	4.81	4.84	4.90	4.94	4.97	4.99	5.00
	16	.05	3.00	3.15	3.23	3.30	3.34	3.37	3.39	3.41	3.43	3.44	3.45	3.46	3.47	3.47
		.01	4.13	4.34	4.45	4.54	4.60	4.67	4.72	4.76	4.79	4.84	4.88	4.91	4.93	4.94
	17	.05	2.98	3.13	3.22	3.28	3.33	3.36	3.38	3.40	3.42	3.44	3.45	3.46	3.47	3.47
		.01	4.10	4.30	4.41	4.50	4.56	4.63	4.68	4.72	4.75	4.80	4.83	4.86	4.88	4.89
	18	.05	2.97	3.12	3.21	3.27	3.32	3.35	3.37	3.39	3.41	3.43	3.45	3.46	3.47	3.47
		.01	4.07	4.27	4.38	4.46	4.53	4.59	4.64	4.68	4.71	4.76	4.79	4.82	4.84	4.85
	19	.05	2.96	3.11	3.19	3.26	3.31	3.35	3.37	3.39	3.41	3.43	3.44	3.46	3.47	3.47
		.01	4.05	4.24	4.35	4.43	4.50	4.56	4.61	4.64	4.67	4.72	4.76	4.79	4.81	4.82
	20	.05	2.95	3.10	3.18	3.25	3.30	3.34	3.36	3.38	3.40	3.43	3.44	3.46	3.46	3.47
		.01	4.02	4.22	4.33	4.40	4.47	4.53	4.58	4.61	4.65	4.69	4.73	4.76	4.78	4.79
	22	.05	2.93	3.08	3.17	3.24	3.29	3.32	3.35	3.37	3.39	3.42	3.44	3.45	3.46	3.47
		.01	3.99	4.17	4.28	4.36	4.42	4.48	4.53	4.57	4.60	4.65	4.68	4.71	4.74	4.75
	24	.05	2.92	3.07	3.15	3.22	3.28	3.31	3.34	3.37	3.38	3.41	3.44	3.45	3.46	3.47
		.01	3.96	4.14	4.24	4.33	4.39	4.44	4.49	4.53	4.57	4.62	4.64	4.67	4.70	4.72
	26	.05	2.91	3.06	3.14	3.21	3.27	3.30	3.34	3.36	3.38	3.41	3.43	3.45	3.46	3.47
		.01	3.93	4.11	4.21	4.30	4.36	4.41	4.46	4.50	4.53	4.58	4.62	4.65	4.67	4.69
	28	.05	2.90	3.04	3.13	3.20	3.26	3.30	3.33	3.35	3.37	3.40	3.43	3.45	3.46	3.47
		.01	3.91	4.08	4.18	4.28	4.34	4.39	4.43	4.47	4.51	4.56	4.60	4.62	4.65	4.67
	30	.05	2.89	3.04	3.12	3.20	3.25	3.29	3.32	3.35	3.37	3.40	3.43	3.44	3.46	3.47
		.01	3.89	4.06	4.16	4.22	4.32	4.36	4.41	4.45	4.48	4.54	4.58	4.61	4.63	4.65
	40	.05	2.86	3.01	3.10	3.17	3.22	3.27	3.30	3.33	3.35	3.39	3.42	3.44	3.46	3.47
		.01	3.82	3.99	4.10	4.17	4.24	4.30	4.34	4.37	4.41	4.46	4.51	4.54	4.57	4.59
	60	.05	2.83	2.98	3.08	3.14	3.20	3.24	3.28	3.31	3.33	3.37	3.40	3.43	3.45	3.47
		.01	3.76	3.92	4.03	4.12	4.17	4.23	4.27	4.31	4.34	4.39	4.44	4.47	4.50	4.53
	100	.05	2.80	2.95	3.05	3.12	3.18	3.22	3.26	3.29	3.32	3.36	3.40	3.42	3.45	3.47
		.01	3.71	3.86	3.93	4.06	4.11	4.17	4.21	4.25	4.29	4.35	4.38	4.42	4.45	4.48
	∞	.05	2.77	2.92	3.02	3.09	3.15	3.19	3.23	3.26	3.29	3.34	3.38	3.41	3.44	3.47
		.01	3.64	3.80	3.90	3.98	4.04	4.09	4.14	4.17	4.20	4.26	4.31	4.34	4.38	4.41

(BOO 284/4)

JADUAL 5 : Nilai Genting Ujian Pangkat Bertanda Wilcoxon

$n = 5(1)50$

<i>One-sided</i>	<i>Two-sided</i>	$n = 5$	$n = 6$	$n = 7$	$n = 8$	$n = 9$	$n = 10$	$n = 11$	$n = 12$	$n = 13$	$n = 14$	$n = 15$	$n = 16$
.05	.10	1	2	4	6	8	11	14	17	21	26	30	36
.025	.05		1	2	4	6	8	11	14	17	21	25	30
.01	.02			0	2	3	5	7	10	13	16	20	24
.005	.01				0	2	3	5	7	10	13	16	19
		$n = 17$	$n = 18$	$n = 19$	$n = 20$	$n = 21$	$n = 22$	$n = 23$	$n = 24$	$n = 25$	$n = 26$	$n = 27$	$n = 28$
.05	.10	41	47	54	60	68	75	83	92	101	110	120	130
.025	.05	35	40	46	52	59	66	73	81	90	98	107	117
.01	.02	28	33	38	43	49	56	62	69	77	85	93	102
.005	.01	23	28	32	37	43	49	55	61	68	76	84	92
		$n = 29$	$n = 30$	$n = 31$	$n = 32$	$n = 33$	$n = 34$	$n = 35$	$n = 36$	$n = 37$	$n = 38$	$n = 39$	
.05	.10	141	152	163	175	188	201	214	228	242	256	271	
.025	.05	127	137	148	159	171	183	195	208	222	235	250	
.01	.02	111	120	130	141	151	162	174	186	198	211	224	
.005	.01	100	109	118	128	138	149	160	171	183	195	208	
		$n = 40$	$n = 41$	$n = 42$	$n = 43$	$n = 44$	$n = 45$	$n = 46$	$n = 47$	$n = 48$	$n = 49$	$n = 50$	
.05	.10	287	303	319	336	353	371	389	408	427	446	466	
.025	.05	264	279	295	311	327	344	361	379	397	415	434	
.01	.02	238	252	267	281	297	313	329	345	362	380	398	
.005	.01	221	234	248	262	277	292	307	323	339	356	373	

.../17

(BOO 284/4)

JADUAL 6 : Nilai Genting bagi Ujian Kruskal - Wallis

n_1	n_2	n_3	$\alpha = 0.10$	0.05	0.01	n_1	n_2	n_3	$\alpha = 0.10$	0.05	0.01
3	2	1	4.286			5	2	1	4.200	5.000	
3	2	2	4.500	4.714		5	2	2	4.373	5.160	6.533
3	3	1	4.571	5.143		5	3	1	4.018	4.960	
3	3	2	4.556	5.361		5	3	2	4.651	5.251	6.909
3	3	3	4.622	5.600	7.200	5	3	3	4.533	5.648	7.079
4	2	1	4.500			5	4	1	3.987	4.986	6.954
4	2	2	4.458	5.333		5	4	2	4.541	5.273	7.204
4	3	1	4.056	5.208		5	4	3	4.549	5.656	7.445
4	3	2	4.511	5.444	6.444	5	4	4	4.619	5.657	7.760
4	3	3	4.709	5.727	6.746	5	5	1	4.109	5.127	7.309
4	4	1	4.167	4.967	6.667	5	5	2	4.623	5.338	7.338
4	4	2	4.554	5.455	7.036	5	5	3	5.545	5.705	7.578
4	4	3	4.546	5.598	7.144	5	5	4	4.523	5.666	7.823
4	4	4	4.654	5.692	7.654	5	5	5	4.560	5.780	8.000

.../18

JADUAL 7 Titik Peratus Taburan Chi-Gandadua

$\alpha = .10$	$\alpha = .05$	$\alpha = .025$	$\alpha = .010$	$\alpha = .005$	df
2.70554	3.84146	5.02389	6.63490	7.87944	1
4.60517	5.99147	7.37776	9.21034	10.5966	2
6.25139	7.81473	9.34840	11.3449	12.8381	3
7.77944	9.48773	11.1433	13.2767	14.8602	4
9.23635	11.0705	12.8325	15.0863	16.7496	5
10.6446	12.5916	14.4494	16.8119	18.5476	6
12.0170	14.0671	16.0128	18.4753	20.2777	7
13.3616	15.5073	17.5346	20.0902	21.9550	8
14.6837	16.9190	19.0228	21.6660	23.5893	9
15.9871	18.3070	20.4831	23.2093	25.1882	10
17.2750	19.6751	21.9200	24.7250	26.7569	11
18.5494	21.0261	23.3367	26.2170	28.2995	12
19.8119	22.3621	24.7356	27.6883	29.8194	13
21.0642	23.6848	26.1190	29.1413	31.3193	14
22.3072	24.9958	27.4884	30.5779	32.8013	15
23.5418	26.2962	28.8454	31.9999	34.2672	16
24.7690	27.5871	30.1910	33.4087	35.7185	17
25.9894	28.8693	31.5264	34.8053	37.1564	18
27.2036	30.1435	32.8523	36.1908	38.5822	19
28.4120	31.4104	34.1696	37.5662	39.9968	20
29.6151	32.6705	35.4789	38.9321	41.4010	21
30.8133	33.9244	36.7807	40.2894	42.7956	22
32.0069	35.1725	38.0757	41.6384	44.1813	23
33.1963	36.4151	39.3641	42.9798	45.5585	24
34.3816	37.6525	40.6465	44.3141	46.9278	25
35.5631	38.8852	41.9232	45.6417	48.2899	26
36.7412	40.1133	43.1944	46.9630	49.6449	27
37.9159	41.3372	44.4607	48.2782	50.9933	28
39.0875	42.5569	45.7222	49.5879	52.3356	29
40.2560	43.7729	46.9792	50.8922	53.6720	30
51.8050	55.7585	59.3417	63.6907	66.7659	40
63.1671	67.5048	71.4202	76.1539	79.4900	50
74.3970	79.0819	83.2976	88.3794	91.9517	60
85.5271	90.5312	95.0231	100.425	104.215	70
96.5782	101.879	106.629	112.329	116.321	80
107.565	113.145	118.136	124.116	128.299	90
118.498	124.342	129.561	135.807	140.169	100

- oooOoooo -